

PO BOX 57, 1000 WEST WASHINGTON STREET  
NORRISTOWN, PENNSYLVANIA 19404

PRSRT STD  
**U.S. POSTAGE PAID**  
SOUTHEASTERN, PA  
PERMIT NO. 192



G.R.G. dome with custom trim ring.



Custom ceiling design with stock components

## In this Catalogue:

**Ornamental Plaster** - Traditional hand cast molding and ornaments made of high strength gypsum and either natural fiber or glass fiber reinforcing. For interior use.

**Glass Reinforced Gypsum (GRG)** - Extremely strong castings made with gypsum cement reinforced with glass fibers; the preferred material for interior domes, columns, light coves/troughs, barrel vaults, groin vaults, and less complex shapes.

**\*Exterior Plaster** - Similar to interior ornamental plaster but modified with polymers and resins to withstand weather. Sometimes called Modified Gypsum.

**\*Felstone** - A proprietary mixture of gypsum, pigments, and minerals specially finished to give the appearance of natural stone. Especially suited for custom mantles, door surrounds, and cartouches.

**\*Most any products in this catalogue can be made in these materials. Pricing available upon request.**





**FELBER**  
**ORNAMENTAL**  
**PLASTERING CORP.**



# Contents



Cornices .....	1
Ceiling Medallions .....	8
Rosettes .....	17
Pilaster Capitals .....	18
Brackets & Corbels .....	22
Cartouches, Plaques & Sculptures ...	25
The Florentine Art Plaster Collection	28
Niche Caps .....	29
Smooth Niches & Niche Backs .....	32
Niche Accessories .....	33
Domes and Dome Accessories .....	34
Period Ceilings .....	38
Adam Period Ceiling - PC-001 .....	42
Panel Ornaments & Moldings .....	43
Garland & Free Ornaments .....	45
Keystones .....	46
Friezes & Moldings .....	47
Installaton, Miscellaneous & Price List	51

For more than 30 years, Felber Ornamental Plastering Corporation has been perfecting the art of ornamental plaster. The present Felber studio is the great-grandchild of a turn-of-the-century company, The Voigt Company, which closed its doors in 1939. Felber Ornamental Plastering Corporation is proud of its heritage and prides itself on its attention to the authenticity of its products and craftsmanship. One benefit of our ancestry is that in addition to the stock items pictured in our catalogue, we have an archive of over 2,000 antique molds. This collection, including Gothic, Old English, French, and Art Deco design, specializes in Neo Classical and Adam period motifs. We welcome serious inquiries from our customers regarding these items.

One of the most important advances in modern plaster technique is the development of Glass-Reinforced Gypsum, or GRG. The result is a remarkably lightweight, non-toxic, non-combustible composite of gypsum (plaster) and monofilament glass fibre that forms a solid matrix of unusual strength. Because of this development, in addition to our traditional line of ornamental plaster, we are able to offer self-supporting and/or suspended domes and coffered ceiling systems. These systems are attractive to the customer because of their versatility in application and ease in handling. Because they require minimal framing prior to installation, a Felber dome can be easily included as part of a remodeling project without the massive structural intrusion one might expect. Also, in larger projects where on-site time/space constraints become an issue, a Felber ceiling system can be installed in a fraction of the time necessary for traditional plaster techniques, resulting in a significant saving for the customer.

Felber Ornamental Plastering Corporation has also built a reputation on working with architects, builders, and interior designers to help bring their specific project needs to fruition. Whether fabricating molding profiles or sculptured relief; custom radiused elements; light



## Past Projects

Escada Stores, Nationwide

Bally's Wild West Casino, Atlantic City, NJ

MBNA Conference Center, "Bracebridge Hall" Earleville, MD

Cape Cod Museum of Fine Arts

New York University, New York, NY

Emory University, Atlanta, GA

Philadelphia Museum of Art, Philadelphia, PA

Showboat Casino, Atlantic City, NJ

The University of Pennsylvania, Philadelphia, PA

Saks, New York, NY

Bergdorf Goodman, New York, NY

Abercrombie & Fitch Stores, Nationwide

Macy's Department Stores, Nationwide

Carnegie Hall, New York, NY

Wilmington Grand Opera House, Wilmington, DE

Opryland Hotel & Convention Center, Nashville, TN

The Paramount Hotel, New York, NY

Morgan's Hotel, New York, NY

The Bellevue Hotel, Philadelphia, PA



Custom door head with CM028 medallion



Sculptor with clay model. Opryland Nashville, Tenn



G.R.G. Groin Vault



Custom Felstone mantle using stock components

## Typical Physical Properties Glass-Reinforced Gypsum

Matrix	Hydrocal FGR Gypsum Cement
Glass Fiber	5-6% by Weight
Flexural Strength	3200-4000 PSI
Modulus of Elasticity In Flexure	$2.1 \times 10^6$ PSI
Ultimate Tensile Strength	1200-1400 PSI
Modulus of Elasticity in Tension	$2.7-3.8 \times 10^6$ PSI
Impact Strength	8.0-8.8 Ft. Lb./In <sup>2</sup>
Thermal Conductivity	4.0-4.2 Btu/Hr./Ft <sup>2</sup> /°F/In
Specific Heat	.0253 Btu/Lb./°F
Flammability	Flame Spread - 9 Smoke Contribution - 0 Fuel Contribution - 0
Rockwell Hardness	M72
Density	103-112 Lb./Ft. <sup>3</sup>
Thermal Coefficient of Expansion	$8.3 \times 10^{-6}$ In./In./°F



# CORNICES



Installation of cornice - 6313

**Cornice:** traditionally a cast or run decorative molding commonly found at the junction of interior walls and ceilings, roof perimeter, or the upper section of an entablature.

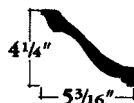
**Applications:** Cornices can be used in the traditional manner, or creatively as a light trough, a light cove for indirect lighting or display sets.

**R** - Run cornices are smooth surface profiles consisting of straight and curved lines without sculpted relief (ie, leaves, flowers, dentils, etc.). This type of cornice can be provided to match an existing profile or fabricated to your particular needs. For pricing, send us a profile of your cornice and the lengths required.

**S** - Tudor Finish.

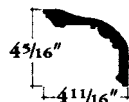
## 6210

Length 5'-10"  
Repeat 1' - 2"



## 6235

Length 4' - 1"  
Repeat 1 3/8"



## 6228

Length 6'-0"  
Repeat 1 3/4"



## 6235M

Length 5' - 2"  
Repeat 1 1/4"



## 6509

Length 4' - 0"  
Repeat 3 1/2"



## 10134

Length 6' - 11"  
Repeat 2 1/4"



Scale - 1" = 1' - 0"

PO BOX 57, 1000 WEST WASHINGTON STREET

NORRISTOWN, PENNSYLVANIA 19404

FAX: 610-275-6636 1-800-392-6896 WEB: [www.felber.net](http://www.felber.net)



# CORNICES

**6212A**

Length 5' - 1"  
Repeat 1' - 0"



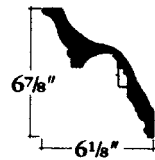
**6313**

Length 5' - 4"  
Repeat 3 1/2"



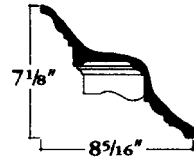
**6310**

Length 4' - 6"  
Repeat 6 5/8"



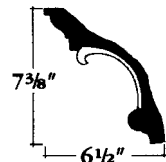
**6505**

Length 5' - 5"  
Repeat 6 1/2"



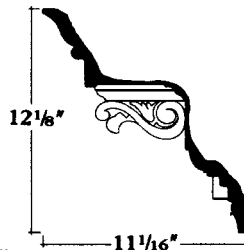
**F-6400**

Length 6' - 5 3/4"  
Repeat 6"



**241**

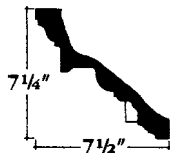
Length 4' - 11"  
Repeat 8 1/2"



Scale - 1" = 1' - 0"

**6310A**

Length 6' - 10"  
Repeat 1 1/2"



Scale - 1 1/2" = 1' - 0"

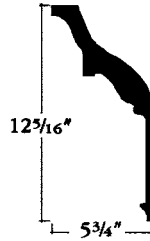
PO BOX 57, 1000 WEST WASHINGTON STREET  
NORRISTOWN, PENNSYLVANIA 19404  
FAX: 610-275-6636 1-800-392-6896 WEB: [www.felber.net](http://www.felber.net)



# CORNICES

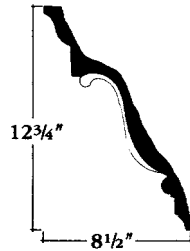
**6206**

Length 5' - 1"  
Repeat 7 5/8"



**6311**

Length 4' - 11"  
Repeat 2' - 6"



**S-6250**

Length 4' - 9"  
Repeat 2 1/2"



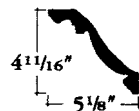
**S-6254**

Length 5' - 3"  
Repeat 10 1/2"



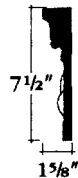
**S-6202**

Length 4' - 11"  
Repeat 1' - 3"



**S-6241**

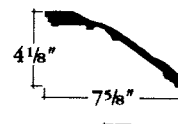
Length 5' - 1"  
Repeat 1' - 0"



Scale - 1" = 1' - 0"

**S-6323**

Length 4' - 11"  
Repeat 4' - 11"



**R-169A**

Length 6' - 9"



Scale - 3/4" = 1' - 0"

PO BOX 57, 1000 WEST WASHINGTON STREET

NORRISTOWN, PENNSYLVANIA 19404


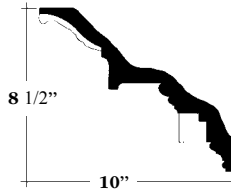
FAX: 610-275-6636 1-800-392-6896 WEB: www.felber.net



# CORNICES

## CR-001

Length 6' - 0"  
Repeat 4"



Scale - 1" = 1' - 0"

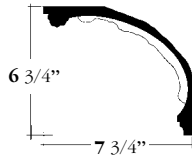
## CR-002

Length 5' - 7 3/4"  
Repeat 3 5/8"



## CR-003

Length 5' - 7 1/2"  
Repeat 22 1/4"



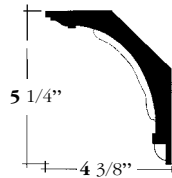
## CR-004

Length 6' - 1"  
Repeat 4 1/2"



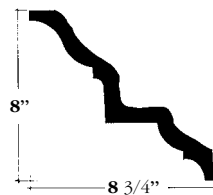
## CR-009

Length 6' - 0"  
Repeat 12"  
MVA



## CR-010

Length 6' - 0"



Scale - 1 1/2" = 1' - 0"

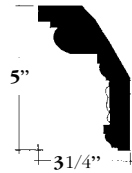
PO BOX 57, 1000 WEST WASHINGTON STREET  
NORRISTOWN, PENNSYLVANIA 19404

FAX: 610-275-6636 1-800-392-6896 WEB: [www.felber.net](http://www.felber.net)

# CORNICES

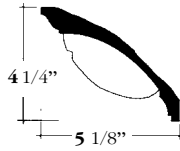
## CR-006

Length 7' - 4"  
Repeat 2 1/2"



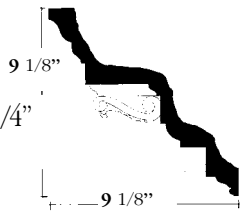
## CR-007

Length 7' - 2 1/2"  
Repeat 6"




## CR-008

Length 6' - 3 3/4"  
Repeat 6 1/4"



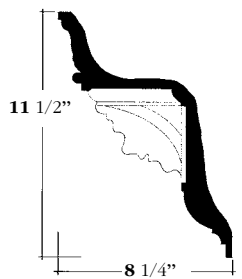
## R-287

Length 6' - 0"




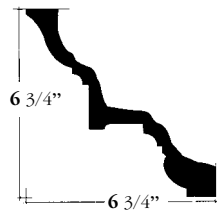
## 6306

Length 7' - 0"  
Repeat 14"



## CR-005

Length 6' - 0"



Scale - 1 1/2" = 1' - 0"

PO BOX 57, 1000 WEST WASHINGTON STREET

NORRISTOWN, PENNSYLVANIA 19404

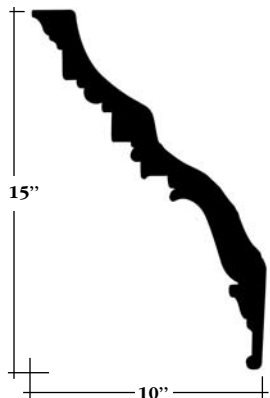
FAX: 610-275-6636 1-800-392-6896 WEB: [www.felber.net](http://www.felber.net)



# CORNICES

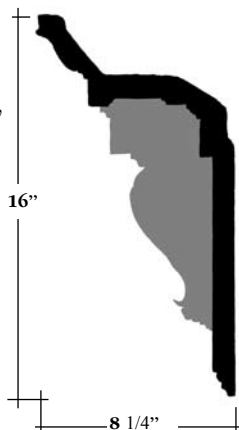
## CR-036

Length 6' - 0"  
Repeat 4"  
at leaf  
MVA



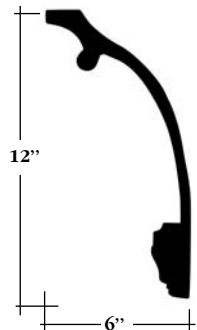
## CR-033

Length 6' - 0 1/2"  
Repeat 12"±



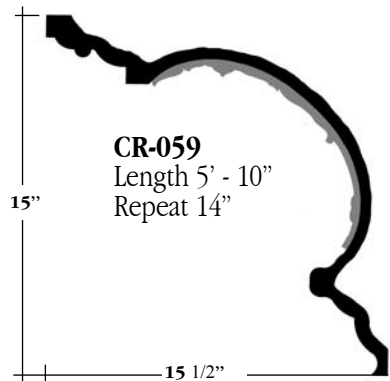
## CR-034

Length 7' - 11 1/4"  
Repeat 2"±



## CR-059

Length 5' - 10"  
Repeat 14"



Scale - 1 1/2" = 1' - 0"


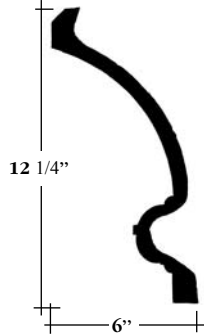
PO BOX 57, 1000 WEST WASHINGTON STREET  
NORRISTOWN, PENNSYLVANIA 19404

FAX: 610-275-6636 1-800-392-6896 WEB: [www.felber.net](http://www.felber.net)

# CORNICES

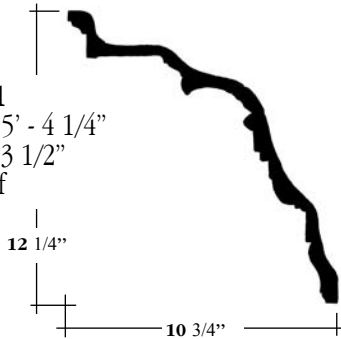
## CR-032

Length 6' - 4 1/2"  
Repeat 1 7/8"




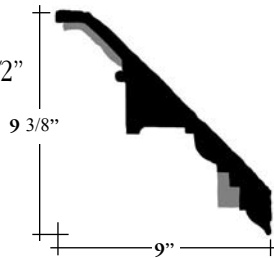
## CR-041

Length 5' - 4 1/4"  
Repeat 3 1/2"  
at leaf



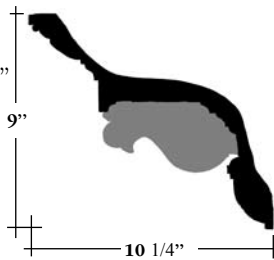
## CR-042

Length 6' - 2 1/2"  
Repeat 3 7/8"



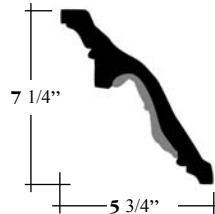
## CR-055

Length 6' - 0 1/4"  
Repeat 9"



## CR-024

Length 6' - 1 1/4"  
Repeat 12 1/4"



## CR-056

Length 6' - 11 5/8"  
Repeat 2 1/4"



Scale - 1 1/2 " = 1' - 0"

PO BOX 57, 1000 WEST WASHINGTON STREET  
NORRISTOWN, PENNSYLVANIA 19404  
FAX: 610-275-6636 1-800-392-6896 WEB: [www.felber.net](http://www.felber.net)



# CEILING MEDALLIONS



Medallion - 8710 installed

**Ceiling Medallion:** Traditionally a plaque, usually round, oval or square, on which there is a molded relief that incorporates leaves, fluting, beads or other sculptural elements as part of its design.

**Applications:** Medallions are most often used at the central attachment point of a chandelier. They can be applied to a wall frieze or other architectural member, or stand alone as an attractive wall decoration.

**8731A**  
D. 24"  
P. 3/8"



**8801**  
D. 24"  
P. 7/8"



**8862B**  
D. 24"  
P. 7/8"



**8833**  
D. 24" &  
36"  
P. 1/2"



**8867**  
D. 24"  
P. 1 1/4"



Scale - 1" = 1' - 0"

PO BOX 57, 1000 WEST WASHINGTON STREET  
NORRISTOWN, PENNSYLVANIA 19404  
FAX: 610-275-6636 1-800-392-6896 WEB: [www.felber.net](http://www.felber.net)

# CEILING MEDALLIONS



**CM-011**  
D. 16 3/4"  
P. 3/4"



**CM-005**  
D. 30 1/2"  
P. 2"



**CM-014**  
D. 20 1/4"  
P. 3/4"



**CM-017**  
D. 14"  
P. 1"



**CM-025**  
D. 24 1/2"  
P. 2 5/8"



**CM-013**  
D. 17 3/4"  
P. 1 1/8"



**R-064**  
D. 7 3/8"  
P. 2"

R-064 can be  
used with:  
**CM-005**  
**CM-019**  
**CM-020**



**CM-020**  
D. 31" X 20 1/4"  
P. 2"



**CM-019**  
D. 42" X 33"  
P. 2 1/2"  
also available  
D-45" & D-35"

Scale - 1" = 1' - 0"



# CEILING MEDALLIONS



**CM-001**  
D. 60"  
P. 6"




**CM-012**  
D. 26 1/4"  
P. 3/4"



**CM-009**  
D. 42" X 42"  
P. 1"



**CM-007**  
D. 40 1/4"  
P. 1 3/4"



**CM-8816**  
D. 48"  
P. 1"



**CM-016**  
D. 30"  
P. 5/8"

Scale - 3/4" = 1' - 0"

PO BOX 57, 1000 WEST WASHINGTON STREET  
NORRISTOWN, PENNSYLVANIA 19404  
FAX: 610-275-6636 1-800-392-6896 WEB: [www.felber.net](http://www.felber.net)

# CEILING MEDALLIONS



Medallion - 8816 installed with Garland GD-001 and ornament FO-002.



**CM-006**  
D. 20" X 30  
1/4"  
P. 1 1/2"



**CM-002**  
D. 20 1/2"  
X 26 1/2"  
P. 1 3/8"



**CM-003**  
D. 18 1/4"  
P. 1"



**CM-004**  
D. 13"  
P. 5/8"



**CM-008**  
D. 17"  
P. 3/4"



**CM-010**  
D. 16" X 16"  
P. 3/4"



**CM-018**  
D. 31 7/8"  
X 24 1/2"  
P. 1/2"

Scale - 1" = 1' - 0"



# CEILING MEDALLIONS



**8715**  
D. 17"  
P. 1/2"



**8840**  
D. 19" x 27 1/2"  
P. 7/8"



**8712**  
D. 18 1/4"  
P. 5/8"



**8836**  
D. 32" & 24"  
P. 3/4"




**8837**  
D. 25"  
P. 3/4"



**F-8942**  
D. 26"  
P. 5/8"

Scale - 1" = 1' - 0"



**8822**  
D. 36"  
P. 3/8"



**8817**  
D. 42 1/2"  
P. 7/8"

Scale - 3/4" = 1' - 0"

PO BOX 57, 1000 WEST WASHINGTON STREET  
NORRISTOWN, PENNSYLVANIA 19404  
FAX: 610-275-6636 1-800-392-6896 WEB: [www.felber.net](http://www.felber.net)

# CEILING MEDALLIONS




**CM-8865**  
D. 4' 9" X 6' 10 1/4"  
P. 3/4"

**CM-8871**  
D. 4' 9" X 8' 6"  
P. 3/4"



**CM-8803**  
D. 43 1/2"  
P. 1 1/4"




**CM-8815**  
D. 60"  
P. 1 1/2"



**CM-8868**  
D. 30 1/2" X 49 1/2"  
P. 3/4"

Scale - 3/4" = 1' - 0"

# CEILING MEDALLIONS




**CM-8811**  
D. 30 1/2"  
P. 2 1/2"



**CM-8839**  
D. 19" X 29"  
P. 3/4"



**CM-8710**  
D. 21 1/8"  
P. 1 1/2"



**CM-8802**  
D. 23 1/2"  
P. 3/4"




**CM-8731**  
D. 22"  
P. 3/8"



**CM-8844**  
D. 27 1/2"  
P. 1"



**CM-038**  
D. 19"  
P. 2 1/2"



**CM-036**  
D. 20 1/4"  
P. 3 3/8"



**CM-037**  
D. 9 3/8"  
P. 1 3/4"

Scale - 1" = 1' - 0"

PO BOX 57, 1000 WEST WASHINGTON STREET  
NORRISTOWN, PENNSYLVANIA 19404  
FAX: 610-275-6636 1-800-392-6896 WEB: [www.felber.net](http://www.felber.net)



# CEILING MEDALLIONS



**CM-029**  
D. 13 3/8"  
P. 1 1/2"



**CM-021**  
D. 21 3/4"  
P. 1 3/8"

Scale - 1" = 1' - 0"



**CM-031**  
D. 33"  
P. 4 1/4" with center rosette  
P. 2 1/4" w/o " "



**CM-030**  
33" x 58"  
P. 4 1/4" with center rosette  
P. 2 1/4" w/o " "



**CM-023**  
D. 60"  
P. 1 1/2"  
(supplied in quarters)



**CM-022**  
D. 35 1/4"  
P. 1 7/8"

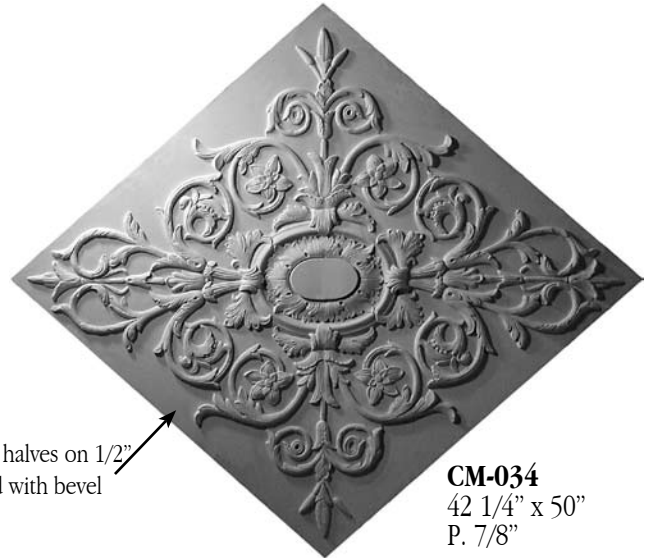
Scale - 3/4" = 1' - 0"

# CEILING MEDALLIONS



**CM-028**

D. 57"  
P. 1 1/4"



**CM-034**

42 1/4" x 50"  
P. 7/8"


supplied as halves on 1/2"  
background with bevel



**CM-033**

39" x 54"  
P. 1"

supplied as halves on 1/2" background with bevel



**CM-035**

D. 37"  
P. 1/2"

supplied loose



**CM-8862**

D. 32 7/8"  
P. 1 1/2"



**CM-8828**

D. 37 3/4"  
P. 1"



**CM-8842**

D. 31"  
P. 1"

Scale - 3/4" = 1' - 0"

PO BOX 57, 1000 WEST WASHINGTON STREET  
NORRISTOWN, PENNSYLVANIA 19404

FAX: 610-275-6636 1-800-392-6896 WEB: [www.felber.net](http://www.felber.net)

# ROSETTES

**R-002**

D. 2 3/4"  
P. 5/8"



**R-003**

D. 1 7/8"  
P. 3/8"



**R-004**

D. 1 3/4"  
P. 1/2"



**R-005**

D. 1  
5/8"



**R-006**

1 3/4" x  
1 3/4"  
P. 1 1/4"



**R-009**

D. 2 3/4"  
P. 3/8"



**R-027**

D. 2 3/4"  
P. 3/8"



**R-028**

D. 1 3/4"  
P. 3/8"



**R-031**

D. 1 1/4"  
P. 1/2"



**R-032**

D. 1 1/2"  
P. 1/4"



**R-033**

D. 2 1/8"  
P. 3/8"



**R-034**

D. 2 1/8"  
P. 3/8"



**R-035**

D. 2 3/4"  
P. 3/8"



**R-038**

D. 3"  
P. 3/8"



**R-037**

D. 2 3/4"  
P. 3/8"



**R-059**

2 1/4" x 2 1/4"  
P. 1/2"



**R-060**

1 5/8" x 1 5/8"  
P. 1/4"



**R-061**

D. 1 3/4"  
P. 3/8"



**R-062**

D. 1 3/4"  
P. 3/8"



**R-058**

3 1/4" x  
3 1/4"  
P. 3/4"



**Scale - 3" = 1'-0"**

**R-021**

4 1/2" x 4 1/2"  
P. 5/8"



**R-022**

4" x 4"  
P. 5/8"



**R-023**

D. 4 1/4"  
P. 7/8"



**R-025**

5 1/4" x 3 1/8"  
P. 5/8"



**R-026**

D. 3 7/8"  
P. 3/8"



**R-010**

D. 3 1/2"  
P. 1/2"



**R-016**

4 3/4" x 4 3/4"  
P. 7/8"



**R-017**

4 7/16" x  
4 7/16"  
P. 1 1/8"



**R-013**

D. 4 1/2"  
P. 3/8"



**R-051**

D. 5 7/8"  
P. 1/2"



**R-036**

D. 3 3/8"  
P. 5/8"



**R-040**

D. 5 1/4"  
P. 1 1/2"



**R-042**

D. 5 1/4"  
P. 1 1/2"



**R-045**

D. 5 1/4"  
P. 1 3/8"



**R-020**

D. 3 1/2"  
P. 3/8"



**R-048**

7 1/2" x  
3 7/8"  
P. 1/4"



**R-049**

6 1/8" x  
3 3/4"  
P. 7/16"



**R-050**

6 1/8" x 4"  
P. 3/8"



**R-055**

D. 4 1/2"  
P. 1/2"



**R-054**

D. 3 1/2"  
P. 1/2"



**Scale - 1 1/2" = 1'-0"**

**R-024**

4 3/4" x  
3 1/8"  
P. 1/4"



**R-039**

D. 5 3/4"  
P. 7/8"



**R-041**

D. 6"  
P. 3/4"



**R-043**

D. 6 1/4"  
P. 2"



**R-047**

D. 8 1/2"  
P. 7/8"



**R-007**

D. 6 3/8"  
P. 1 1/4"



**R-046**

D. 6 7/8"  
P. 1 1/2"



**R-018**

D. 5 7/8"  
P. 1"



**R-014**

D. 5 1/2"  
P. 1 3/8"



**R-012**

D. 5 1/16"  
P. 1/2"



**Scale - 1" = 1'-0"**

PO BOX 57, 1000 WEST WASHINGTON STREET  
NORRISTOWN, PENNSYLVANIA 19404

FAX: 610-275-6636 1-800-392-6896 WEB: www.felber.net



# PILASTER CAPITALS



**Capital:** The crowning feature of a column or pilaster; usually decorated; may carry an architrave or an arcade.

**Applications:** Pilaster capitals are flat on the rear surface, making them uniquely suited for wall sconces, indirect lighting, door and window trim applications, and display features.

1

Pilaster Capital - 431B H.6 1/2" W.6 3/8" P.5/8"

**457A**

H. 4"  
W. 3 1/4"  
P. 1 1/8"



**449A**

H. 5"  
W. 4 1/4"  
P. 3/4"



**406A**

H. 5 1/2"  
W. 4 "  
P. 5/8"




**F-487A**

H. 5 3/4"  
W. 5 1/2"  
P. 7/8"




**431**

H. 5 3/4"  
W. 4"  
P. 1 1/2"



**408A**

H. 5"  
W. 3 5/8"  
P. 1 5/8"



**458A**

H. 5 1/2"  
W. 3"  
P. 5/8"



**451A**

H. 6"  
W. 4"  
P. 3/4"



Scale - 3" = 1' - 0"

PO BOX 57, 1000 WEST WASHINGTON STREET  
NORRISTOWN, PENNSYLVANIA 19404

FAX: 610-275-6636 1-800-392-6896 WEB: [www.felber.net](http://www.felber.net)

# PILASTER CAPITALS



**PC-008**  
H. 8"  
W. 5 3/8"  
P. 1 1/8"



**PC-013**  
H. 9 3/4"  
W. 9"  
P. 1 1/2"



**PC-009**  
H. 7 3/4"  
W. 5 1/2"  
P. 2 1/8"



**PC-011**  
H. 10 1/8"  
W. 8"  
P. 1 1/2"



**PC-010**  
H. 10"  
W. 7 1/2"  
P. 2 3/8"



**PC-012**  
H. 11 3/4"  
W. 9 1/4"  
P. 1 3/8"



**PC-014**  
H. 17 1/2"  
W. 12 1/4"  
P. 1"

Scale - 1 1/2" = 1' - 0"

# PILASTER CAPITALS



Pilaster Capital installation



**PC-003**  
H. 6 1/2"  
W. 3 1/4"  
P. 1"



**PC-004**  
H. 6 3/4"  
W. 3 1/4"  
P. 3/4"

**Note:** the width (W) and projection (P) measurements are given at the point on the pilaster above the bulnose, these measurements correspond with the pilaster shaft width and projection required by the capital



**PC-005**  
H. 7"  
W. 6"  
P. 1 1/2"



**PC-006**  
H. 4 1/2"  
W. 2 5/8"  
P. 5/8"



**PC-007**  
H. 6 5/8"  
W. 5"  
P. 1 3/4"

Scale - 3" = 1' - 0"



**PC-001**  
H. 10 1/4"  
W. 6"  
P. 2"



**PC-002**  
H. 8"  
W. 6 1/8"  
P. 1 1/2"

Scale - 1 1/2" = 1' - 0"

PO BOX 57, 1000 WEST WASHINGTON STREET  
NORRISTOWN, PENNSYLVANIA 19404

FAX: 610-275-6636 1-800-392-6896 WEB: [www.felber.net](http://www.felber.net)



# PILASTER CAPITALS

**F-488A**  
H. 13 1/2"  
W. 10"  
P. 2 1/4"



**0210**  
H. 13 1/4"  
W. 10 1/4"  
P. 5" or 1 3/4"



**PC-016**  
H. 10 1/8"  
W. 7 1/2"  
P. 1 1/2"



**PC-015**  
H. 12 1/4"  
W. 7"  
P. 3 1/2"



**PC-017**  
H. 10"  
W. 9 1/2"  
P. 2 1/4"



**PC-019**  
H. 8 5/8"  
W. 6 1/8"  
P. 5/8"



**PC-020**  
\* H. 19 1/8"  
W. 13 13/4"  
P. 1 3/8"



\* Also available in W. 15 1/8"

**PC-018**  
H. 9 3/16"  
W. 8"  
P. 3 1/4"



**F-486A**  
H. 9 3/4"  
W. 9 1/2"  
P. 2"



**F-489A**  
H. 11 1/4"  
W. 10 1/4"  
P. 1 1/2"



**F-485A**  
H. 8 5/8"  
W. 6 5/8"  
P. 1 1/2"



Scale - 1 1/2" = 1' - 0"

PO BOX 57, 1000 WEST WASHINGTON STREET  
NORRISTOWN, PENNSYLVANIA 19404

FAX: 610-275-6636 1-800-392-6896 WEB: [www.felber.net](http://www.felber.net)

# BRACKETS & CORBELS

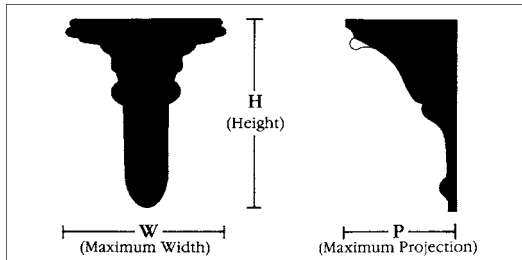


Corbel - 1003 H. 10 1/2" W. 9" P. 7 1/4"

**Bracket:** A decorative projection on a wall supporting the upper members of a cornice, beam, or other overhang; called a console when used vertically and a modillion when used horizontally.

**Applications:** These castings have many creative uses as light sconces, wall planters and display accents.

**Note:** Brackets are not intended to provide structural support but can be made hollow to surround a structural support.



**F754A**

H. 10 5/8"  
W. 4 3/4"  
P. 6 5/8"



**633**

H. 11"  
W. 3 1/2"  
P. 4 1/2"



**625**

H. 20"  
W. 3 1/2"  
P. 3 3/4"



**F753A**

H. 13 1/2"  
W. 9"  
P. 6 1/4"



**1060**

H. 11 3/4"  
W. 12 1/4"  
P. 5 1/2"



Scale - 1 1/2" = 1' - 0"

**623**

H. 5 3/4"  
W. 2 3/4"  
P. 2 3/4"



Scale - 3" = 1' - 0"

**F-1088**

H. 6"  
W. 6 3/8"  
P. 4"



PO BOX 57, 1000 WEST WASHINGTON STREET  
NORRISTOWN, PENNSYLVANIA 19404

FAX: 610-275-6636 1-800-392-6896 WEB: [www.felber.net](http://www.felber.net)

# BRACKETS



**BR-001**  
H. 29"  
W. 8 5/8"  
P. 6"



**BR-002**  
H. 29"  
W. 6 1/8"  
P. 9 3/4"



**BR-005**  
H. 22 1/2"  
W. 12 3/4" at top  
P. 8"



**BR-003**  
H. 28"  
W. 5 5/8"  
P. 6 1/2"



**BR-009**  
H. 24"  
W. 15"  
P. 8 1/2"



**BR-015**  
H. 25"  
W. 9"  
P. 7"

Scale - 1 1/2" = 1' - 0"



# BRACKETS



**BR-018**  
H. 4 1/8"  
W. 4 1/4"  
P. 4 1/4"



**BR-014**  
H. 8 1/8"  
W. 4 3/4"  
P. 5 3/4"



**BR-006**  
H. 13 3/4"  
W. 9" at top  
P. 4 5/8"

Scale - 2" = 1' - 0"



**BR-013**  
H. 24 5/8"  
W. 5"  
P. 17 5/8"




**BR-012**  
H. 14"  
W. 4 7/8"  
P. 12 1/4"



**BR-011**  
H. 10 3/8"  
W. 4 1/2"  
P. 5 1/4"



**BR-007-A**  
H. 14"  
W. 8 1/4"  
P. 10 1/4"



**BR-007**  
H. 14"  
W. 5"  
P. 10 1/4"

Scale - 1 1/2" = 1' - 0"

# CARTOUCHES, PLAQUES & SCULPTURES

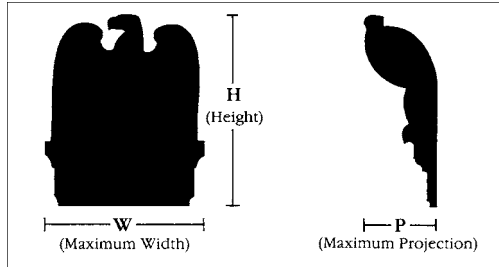


Sculpture - 10727 H. 18" W. 16" P. 5 1/2"

**Cartouche:** an ornamental tablet often inscribed or decorated; framed with elaborate scroll-like carving.

**Plaque:** an ornamental tablet often inscribed or decorated; added to, or set into, a surface.

**Applications:** Cartouches & plaques are used in the classical manner as door and window heads; but, they are also attractive as light sconces, door heads and wall hangings.



**F-10675**  
H. 8 1/2"  
W. 20"  
P. 1 5/8"



**10434**  
H. 12 1/2"  
W. 11 1/2"  
P. 3"



**8010**  
H. 10 1/2"  
W. 7 5/8"  
P. 4 3/8"



**9311**  
H. 9"  
W. 8 1/2"  
P. 1 1/2"



**9321**  
H. 8"  
W. 7"  
P. 5"



**9322**  
H. 14"  
W. 12 1/2"  
P. 7"



**8182A**  
H. 15"  
W. 9 1/4"  
P. 1 1/4"



Scale - 1 1/2" = 1' - 0"

PO BOX 57, 1000 WEST WASHINGTON STREET  
NORRISTOWN, PENNSYLVANIA 19404

FAX: 610-275-6636 1-800-392-6896 WEB: [www.felber.net](http://www.felber.net)

# CARTOUCHES, PLAQUES & SCULPTURES

**10436**

H. 14" Dia  
P. 3"



**A-48**

H. 11" Dia  
P. 5 1/2"



**7734**

H. 15"  
W. 20 1/2"  
P. 3 1/2"



Scale - 1 1/2" = 1' - 0"

**8101**

H. 28" Dia  
P. 5/8"



**10666**

H. 17 1/2"  
W. 15 1/4"  
P. 1"



**10667**

H. 17 1/2"  
W. 15 1/4"  
P. 1"

**7723**

H. 25"  
W. 16 1/4"  
P. 1 1/4"



**7750**

H. 27"  
W. 49 1/2"  
P. 7"



Scale - 1" = 1' - 0"

PO BOX 57, 1000 WEST WASHINGTON STREET  
NORRISTOWN, PENNSYLVANIA 19404

FAX: 610-275-6636 1-800-392-6896 WEB: [www.felber.net](http://www.felber.net)

# CARTOUCHES

**7722**  
H. 26"  
W. 37"  
P. 5"



**7749-A**  
H. 30 1/2"  
W. 42"  
P. 2 1/4"

**7716**  
H. 26"  
W. 60"  
P. 7 1/4"



**7720**  
H. 31 1/2"  
W. 41 1/2"  
P. 5 1/2"



**CT-002**  
H. 24"  
W. 46 1/2"  
P. 4"



**7746**  
H. 25"  
W. 21 1/2"  
P. 4 1/2"



**CT-003**  
H. 26"  
W. 72"  
P. 2 1/2"



Scale - 3/4" = 1' - 0"



# THE FLORENTINE ART PLASTER COLLECTION



**1401  
Night**  
H. 21"  
W. 11"  
P. 1"



**1400  
Morning**  
H. 21"  
W. 11"  
P. 1"

Scale - 1 1/2" = 1' - 0"



Scale - 1 1/2" = 1' - 0"

**1564  
Three Heads**  
by Luca Della Robbia  
H. 14 1/2"  
W. 21 1/2"  
P. 4"



Scale - 1 1/2" = 1' - 0"

**1521  
Angel**  
by Luca Della Robbia  
H. 7"  
W. 15"  
P. 1 1/2"



Scale - 1 1/2" = 1' - 0"

**1531  
Madonna  
and Child** by  
Rossellino  
H. 33"  
W. 22"  
P. 2 1/2"



**1391  
Night**  
by  
Thorwaldsen  
D. 35"  
P. 3"  
Scale - 1" = 1' - 0"

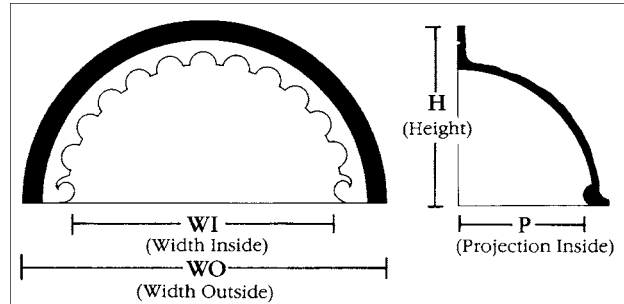
# NICHE CAPS



**Niche:** traditionally a recess in a wall, usually designed to hold a sculpture or an urn; semicircular, surmounted by a half dome (niche cap)

**Niche Cap:** traditionally the decorative top portion of a wall niche; generally a scallop shell pattern.

**Applications:** Niches and niche caps add a beautiful accent to china closets, as well as bookcases and sculpture niches.



Niche - **7821** installation with custom trim

H. 15 1/8"

WI. 25"

WO. 30 1/4"

P. 9"

**7823**

H. 13 3/4"

WI. 22 1/2"

WO. 25 1/4"

P. 6"



**7814**

H. 15"

WI. 27"

WO. 30"

P. 3"



**7817**

H. 13 3/8"

WI. 24"

WO. 26 3/4"

P. 13"



**7805**

H. 23 1/8"

WI. 29 3/4"

WO. 36 1/4"

P. 14 5/8"



**7804**

H. 19 5/8"

WI. 33 3/8"

WO. 39 1/2"

P. 11"



Scale - 1" = 1' - 0"

PO BOX 57, 1000 WEST WASHINGTON STREET

NORRISTOWN, PENNSYLVANIA 19404

FAX: 610-275-6636 1-800-392-6896 WEB: [www.felber.net](http://www.felber.net)

# NICHE CAPS


## 7815

H. 11 3/8"  
 Wl. 16 1/2"  
 WO. 23"  
 P. 7 3/4"



## 7800

H. 11"  
 Wl. 22"  
 WO. 24 3/4"  
 P. 10"



## 7801

H. 12 1/2"  
 Wl. 22"  
 WO. 24 1/2"  
 P. 11 1/2"



## SN-009

H. 18"  
 Wl. 12"  
 WO. 14"  
 P. 2 1/2"



tape recess

## 7822

H. 9 3/4"  
 Wl. 16"  
 WO. 19 5/8"  
 P. 9"



## 10100

H. 21"  
 Wl. 9"  
 WO. 14 1/2"  
 P. 3 1/2" in;  
 3 1/2" out



Scale - 1 1/2" = 1' - 0"

PO BOX 57, 1000 WEST WASHINGTON STREET  
 NORRISTOWN, PENNSYLVANIA 19404

FAX: 610-275-6636 1-800-392-6896 WEB: www.felber.net

# NICHE CAPS

## NC-001

H. 27"  
Wl. 47"  
WO. 54"  
P. 24"



## NC-006

H. 17 1/8"  
Wl. 26 3/16"  
WO. 31 3/8"  
P. 12 1/2"



## NC-004

H. 18 1/4"  
Wl. 31 1/4"  
WO. 36 1/4"  
P. 15 7/8"



## NC-003

H. 24 1/2"  
Wl. 40"  
WO. 48 1/8"  
P. 15"



## NC-002

H. 19 3/4"  
Wl. 29 3/8"  
WO. 35 5/8"  
P. 15"



## NC-009

H. 26 1/4"  
Wl. 52 1/2"  
P. 3 1/8" at edge

-also-

## NC-008

H. 24"  
Wl. 48"  
P. 3" at edge



## NC-007

H. 16 1/4"  
Wl. 25 7/8"  
WO. 32 1/8"  
P. 11 3/8"



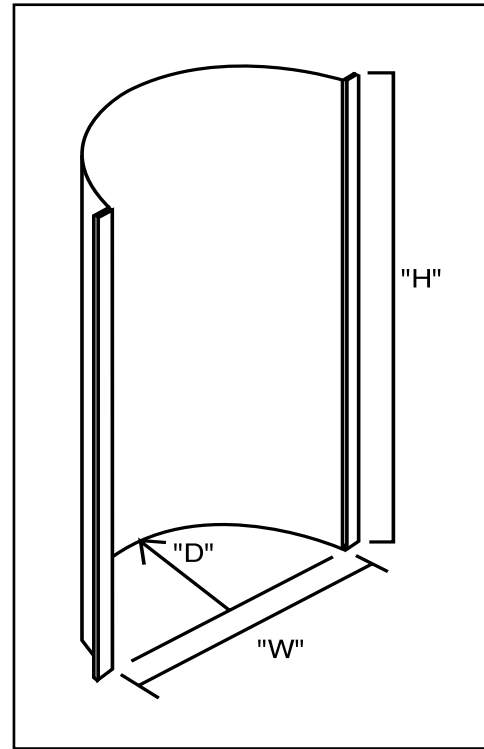
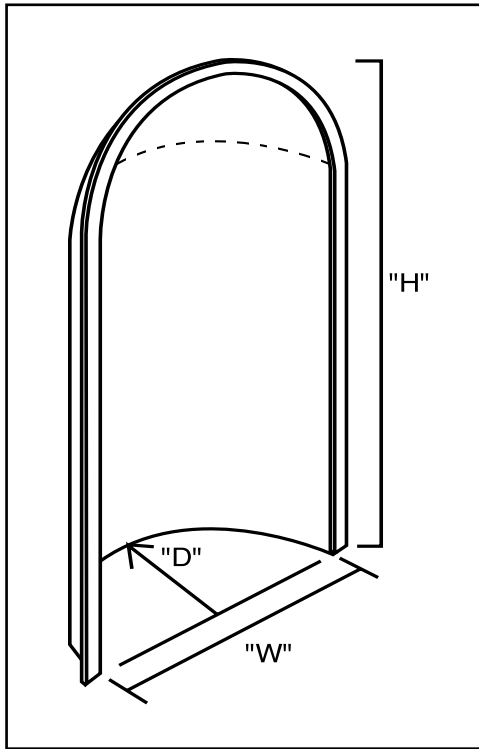
Scale - 3/4" = 1' - 0"

PO BOX 57, 1000 WEST WASHINGTON STREET  
NORRISTOWN, PENNSYLVANIA 19404

FAX: 610-275-6636 1-800-392-6896 WEB: www.felber.net



# SMOOTH NICHE & NICHE BACKS



**Smooth Niches**

Model#	Width	Height	Depth
SN-001	33 1/2"	65"	11 1/4"*
SN-002	35"	65 1/2"	14" *
SN-003	36"	63"	18"
SN-004	24"	53"	9" *
SN-005	30"	63"	15"
SN-006	24"	53"	12"
SN-007	19 1/2"	48"	10"
SN-008	32 5/16"	57 3/4"	9 13/16"
SN-009	12"	18"	2 1/2"

**Niche Backs**


Model#	Width	Height	Depth
NC-002B	33"	44"	16 1/2"
NC-003B	46"	48"	16"
NC-004B	34 1/2"	48"	17 1/4"
NC-005B	28"	48"	14"
NC-006B	29 1/2"	48"	14 3/4"
7800-B	25 1/4"	48"	10"
7801-B	24 1/2"	48"	12"
7804-B	37"	48"	10 1/2" *
7805-B	29 1/2"	48"	14 3/4"
7808/16-B	48 1/2"	48"	18 1/4"
7815-B	29 1/4"	48"	14 1/2"
7817-B	26"	48"	12 1/4"
7823-B	25 3/8"	48"	6" *
7821-B	28"	48"	10 1/2" *
7822-B	18 1/8"	48"	8 3/4"

**All smooth niches and niche backs provided with front edge flanges for flush mounting to 1/2" drywall.**

Note - \* Denotes elliptical cross section.

# NICHE ACCESSORIES

## Rosette Blocks and Surround Moldings




RBL-001



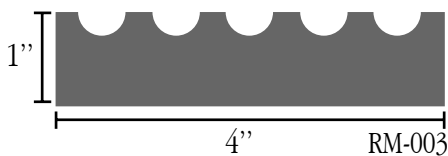
RM-001



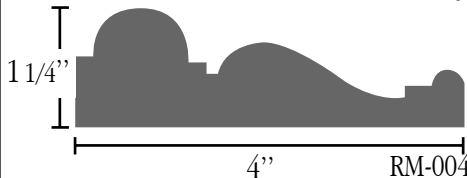
RM-002




RBL-002



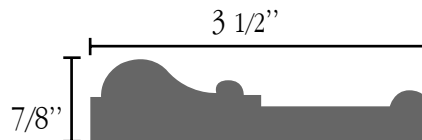
RM-003




RM-004



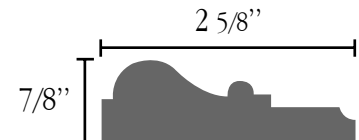
RBL-003



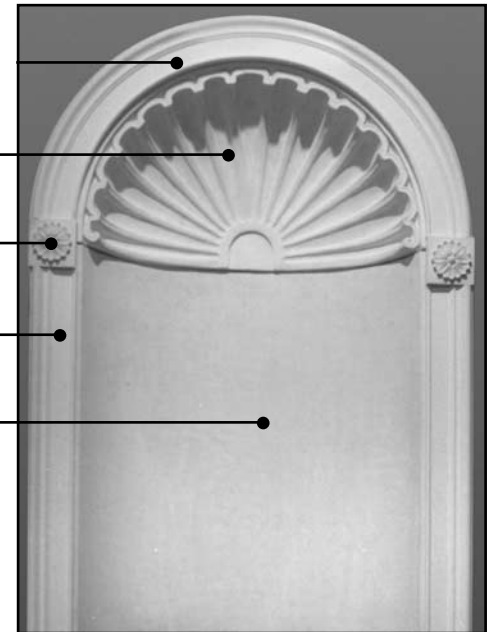
RM-005



RBL-004



RM-006



### Typical Niche Assembly

Note: Niche sill should be built out of wood by installer

\* Note: For Radiused Surround Molding see price list for set up charge.

**Scale - Half Size**

PO BOX 57, 1000 WEST WASHINGTON STREET  
NORRISTOWN, PENNSYLVANIA 19404

FAX: 610-275-6636 1-800-392-6896 WEB: [www.felber.net](http://www.felber.net)

# DOMES & COFFERS

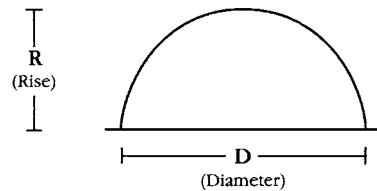


Installed dome with custom dome ring.

**Dome:** traditionally a hemispherical or elliptical concave shape used in a ceiling to provide an added dimension or impression of height to the ceiling.

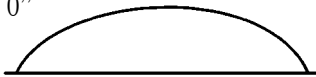
**Applications:** Domes can be used with light troughs, medallions, chandeliers and recessed lighting in both commercial and residential applications. They can also be combined with a hanging light fixture, an indirect lighting ring, or stand alone as a decorative addition.

**Note:** 1) light troughs and decorative trim rings are available on pages 36-37. 2) domes over 7'-0" in diameter are sectional units.



## Round Dome D-010

D. 3' - 0"  
R. 8"



## Round Dome D-016

D. 4' - 0"  
R. 7"



## Round Dome D-025

D. 5' - 0"  
R. 1' - 0"



## Round Dome D-006

D. 5' - 4"  
R. 1' - 0"



## Round Dome D-020

D. 6' - 10"  
R. 8"



## Square Coffers

D. 3' - 6"  
R. 10"



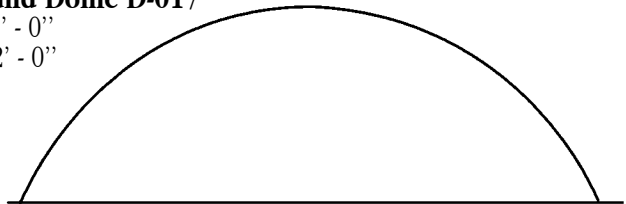
## Round Dome D-003

D. 6' - 10"  
R. 1' - 6"




## Round Dome D-017

D. 6' - 0"  
R. 2' - 0"




# DOMES

**Type "A"**



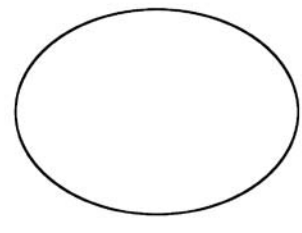
Semicircular cross section

**Type "B"**



Elliptical cross section

**Type "C"**



Elliptical plan and cross section

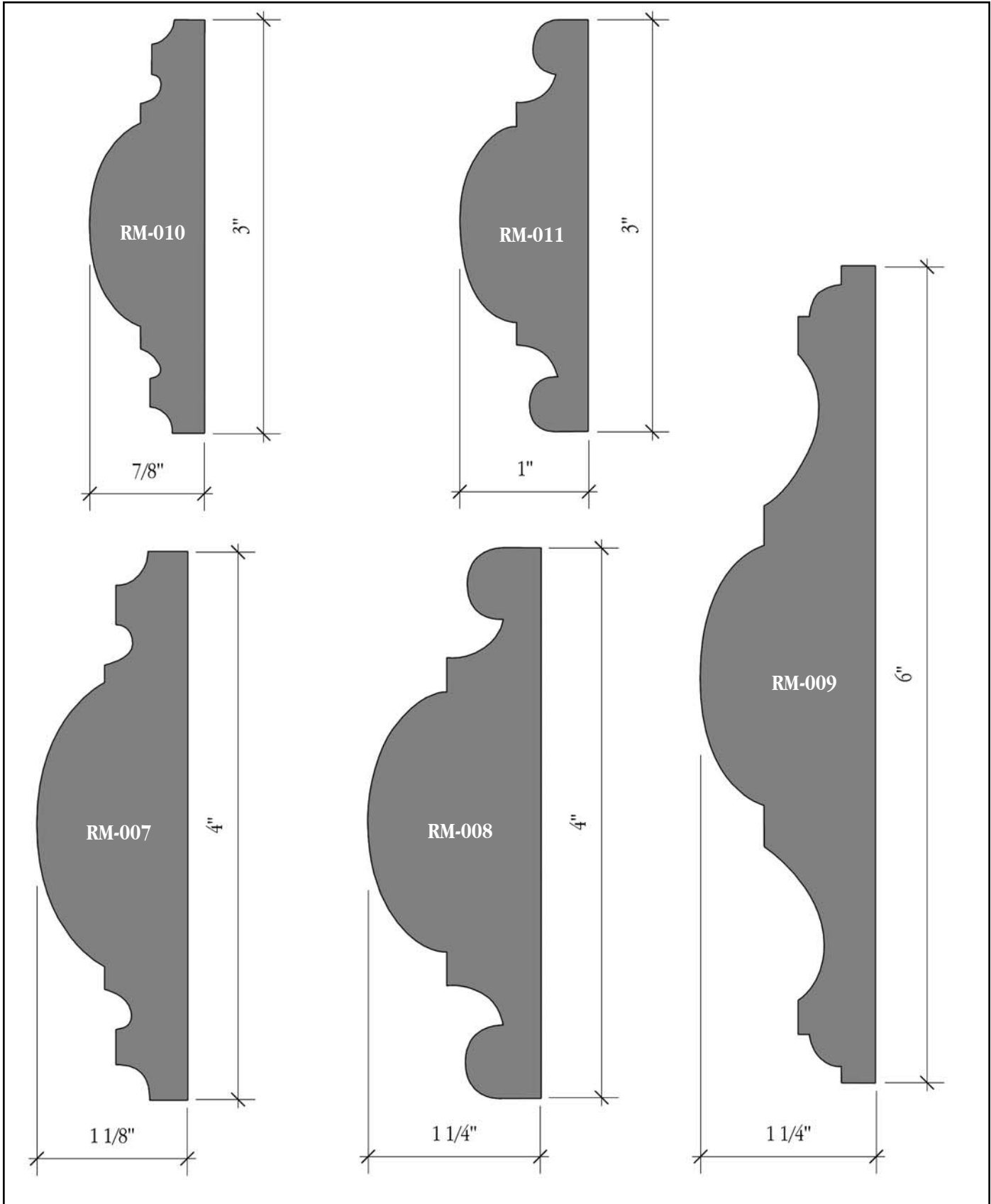
Dome #	type	inside size	inside height	#pcs.	com- ments
D-001	A	8'-0"	1'-6 1/2"	4	1 1/2" flange-bottom 4 1/2" is vertical
D-002	B	8'-0"	1'-6"	2	3 1/4" flange
D-003	B	6'-11"	1'-6"	1	2 1/2" flange
D-004	B	4'-4 3/4"	9 3/4"	1	2" flange
D-005	A	4'-7"	7"	1	2" flange
D-006	A	5'-4"	12"	1	2 1/2" flange
D-007	B	10'-0"	2'-6"	6	3" flange
D-008	A	8'-1"	1'-4"	2	2" flange
ED-009	C	8'-1 1/2" x 6'-1"	1'-4"	2	2" flange
D-010	B	3'-0"	8"	1	1 1/2" flange
D-011	A	3'-5 1/2"	9 1/4"	1	2" flange
D-012	B	3'-0"	1'-0"	1	2" flange
D-013	A	3'-0"	1'-3 1/4"	1	1 1/2" flange
ED-014	C	6'-8" x 4'-6"	10"	2	1 1/4" flange
ED-015	C	4'-1"x2'-2 1/4"	9 1/2"	1	1 1/2" flange
D-016	B	4'-0"	7"	1	1" flange
ED-016	C	10'-2" x 6'-8"	1'-4"	2	3" flange
D-017	A	6'-0"	2'-0"	1	2" flange
ED-017	C	4'-6" x 2'-6"	8"	1	2" flange
D-019	B	8'-0"	11"	4	3" flange
D-020	A	6'-10"	8 1/4"	1	1 3/4" flange
D-021	A	5'-3"	1'-0"	1	4" flange
D-022	A	5'-6"	5 1/2"	1	3 1/4" flange

Dome #	type	inside size	inside height	#pcs.	com- ments
D-023	A	2'-6"	11"	1	3" flange
D-024	B	2'-6"	8"	1	1 1/2" flange
D-025	B	5'-0"	1'-0"	1	2 3/4" flange
D-026	B	18'-0"	3'-5"	11	3" flange
D-027	B	5'-8"	1'-0"	1	2 1/2" flange
D-028	B	7'-6"	3'-0"	2	2 1/2" flange
D-029	A	5'-6"	2'-6"	1	2 1/2" flange
D-030	A	11'-6"	2'-3"	4	1 1/2" flange-bot- tom 3" is vertical
D-031	B	7'-6"	10"	2	3" flange-top is flat
D-032	B	13'-8"	2'-0"	8	3" flange
D-033	A	6'-0"	10"	2	2 1/2" flange
D-034	A	8'-0"	1'-10"	4	2" flange
D-035	A	5'-0"	6"	1	2" flange
D-036	B	6'-0"	8"	1	2" flange
D-037	A	6'-4"	2'-0"	2	1 1/2" flange
D-038	B	8'-0"	6"	2	2" flange
D-039	B	8'-5"	2'-2 3/4"	4	2" flange
ED-040	C	7'-4" x 3'-0"	10"	2	2 1/2" flange
D-040	A	1'-11 1/2"	11"	1	1 3/4" flange
D-041	A	2'-0 1/4"	9 5/8"	1	2" flange-bottom 2" is vertical

**Note:** Dome sizes are approximate and may vary slightly from those listed. Glass reinforced gypsum (GRG) is a "live" material and is subject to slight warpage and bowing. Minor irregularities can usually be corrected by wetting the part thoroughly with clean water and fastening it into place.

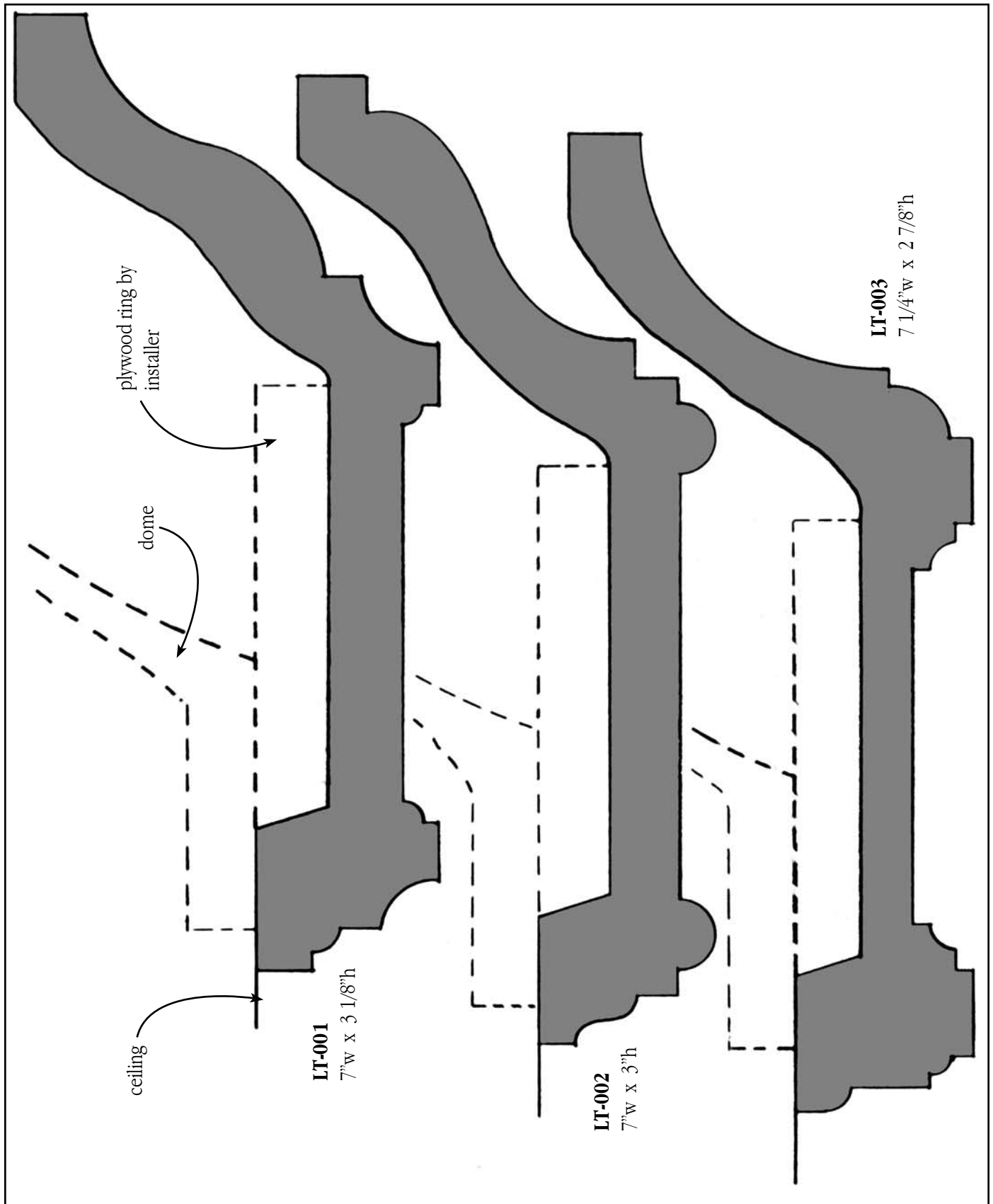


# DOME TRIM RINGS

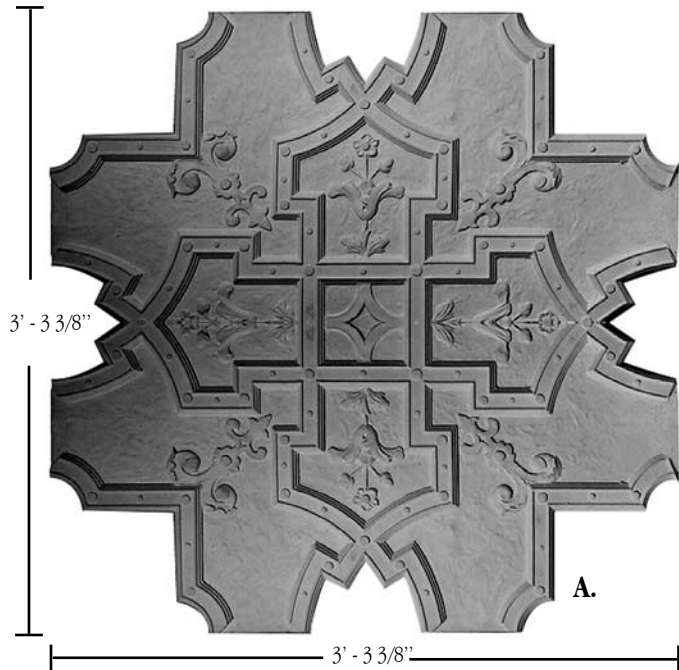


PO BOX 57, 1000 WEST WASHINGTON STREET  
NORRISTOWN, PENNSYLVANIA 19404  
FAX: 610-275-6636 1-800-392-6896 WEB: [www.felber.net](http://www.felber.net)

# DOME LIGHT TROUGHS



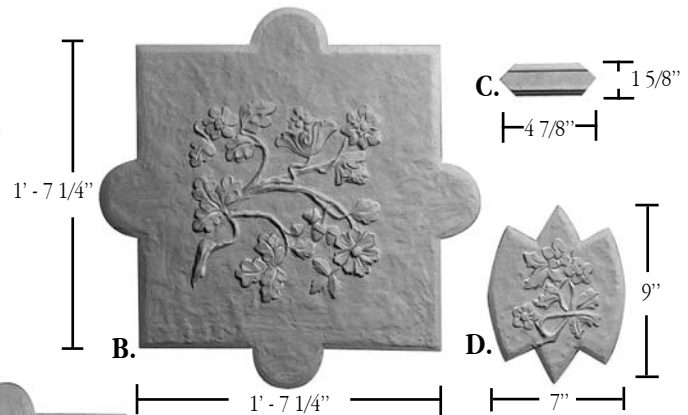
# PERIOD CEILINGS: CREWE HALL




**Period ceiling:** a ceiling treatment done in a variety of period styles; constructed in sections or components.

**Applications:** In addition to ceiling applications, these can be attached to a wall to provide a number of decorative effects.

**Layout:** Modular dimensions of pattern will determine ceiling layout. Edge treatments are designed to suit your particular application.



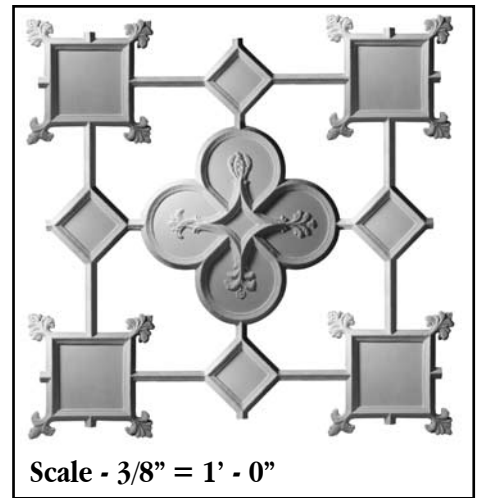
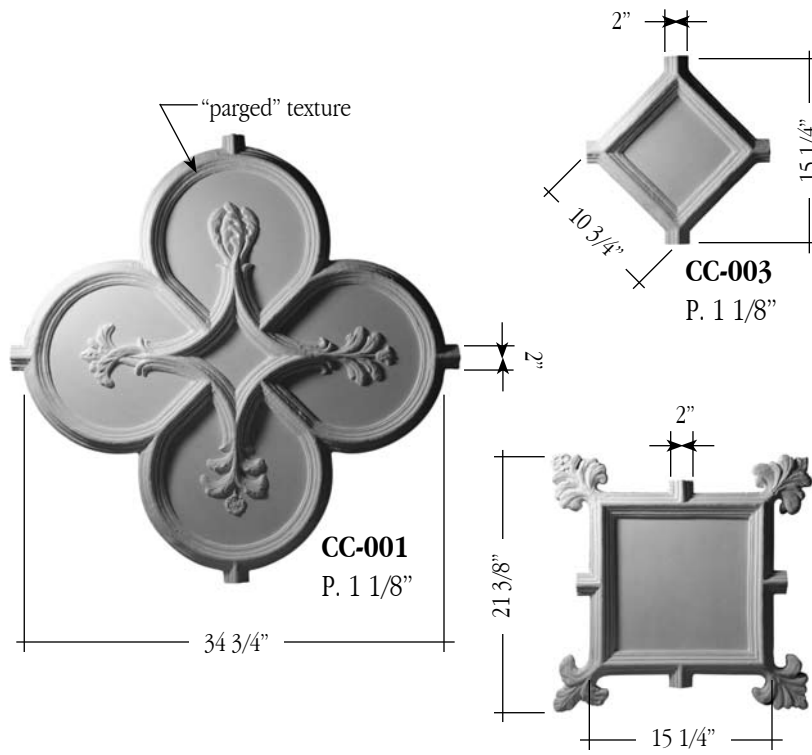
Components of ceiling as supplied



PO BOX 57, 1000 WEST WASHINGTON STREET  
NORRISTOWN, PENNSYLVANIA 19404

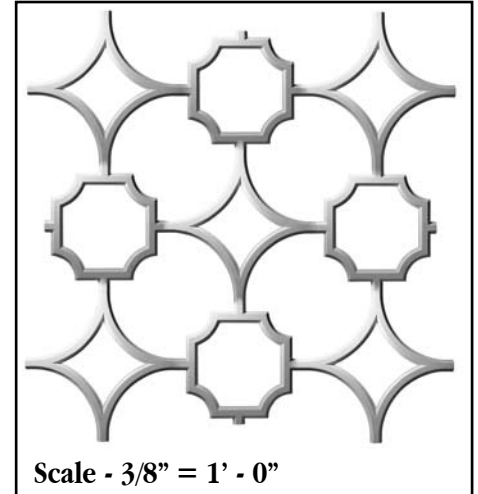
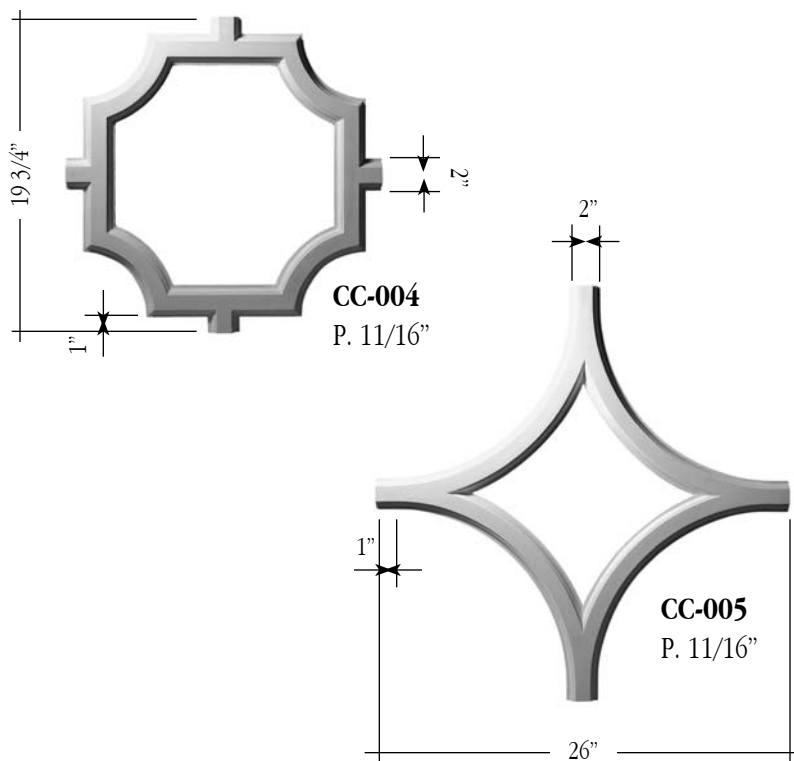
FAX: 610-275-6636 1-800-392-6896 WEB: [www.felber.net](http://www.felber.net)

# PERIOD CEILINGS



"Haddon Hall"

Scale -  $\frac{3}{4}" = 1' - 0"$  Run mouldings are available for connectors or borders as needed.




"Norston Abbey"


Scale -  $1" = 1' - 0"$  Run mouldings are available for connectors or borders as needed.




# COFFERS



Ceiling installation using the CF-001 coffer panel and square rosette with optional center rosette.




Scale -  $\frac{3}{4}" = 1' - 0"$



tape recess

P. - back to face :  $2 \frac{1}{8}"$

**CF-001B**



P. :  $\frac{3}{4}"$

**R-044**

D.  $7 \frac{1}{8}"$

P.  $\frac{3}{4}"$



example optional rosette

**Two rosette blocks are included per coffer.**


**CF-001**

Scale -  $1 \frac{1}{2}" = 1' - 0"$



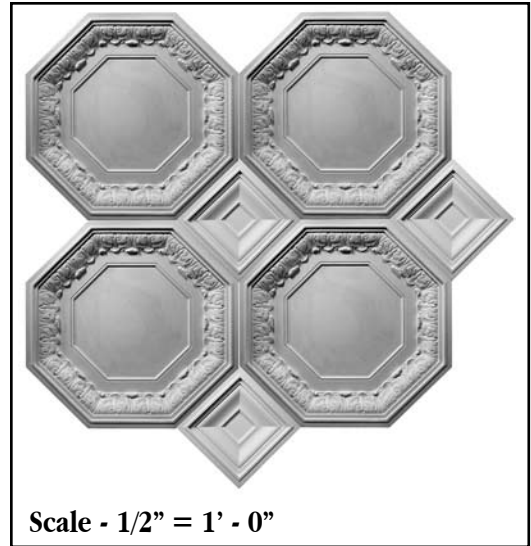
PO BOX 57, 1000 WEST WASHINGTON STREET  
NORRISTOWN, PENNSYLVANIA 19404

FAX: 610-275-6636 1-800-392-6896 WEB: [www.felber.net](http://www.felber.net)

# COFFERS



Ceiling installation using the CF-002 coffer panel and square panel with optional center rosette.




**Two rosette blocks are included per coffer.**

**CF-002**

**Scale - 1 1/2" = 1' - 0"**

# ADAM PERIOD CEILING - PC-001



Scale - 1/2" = 1' - 0"

CM-009

Band Molding - MD-001



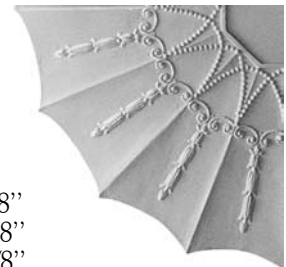
L. 6' - 3"  
W. 4 5/8"  
R. 6 1/4"

Ornament - FO-001



H. 16"  
W. 11"  
P. 3/8"

Spandrel - SP-001



H. 18"  
W. 18"  
P. 3/8"

Cornice -#6313



L. 5' - 4"  
H. 6 3/16"  
P. 8 1/4"  
R. 3 1/2"

Garland - GD-001



Center to Center 13 1/2"  
H. 7 1/4"  
P. 3/8"

Ornament - FO-002



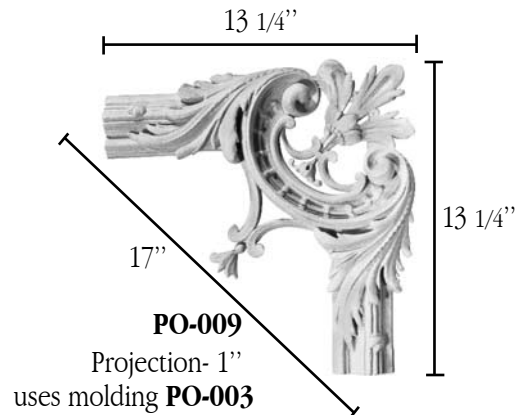
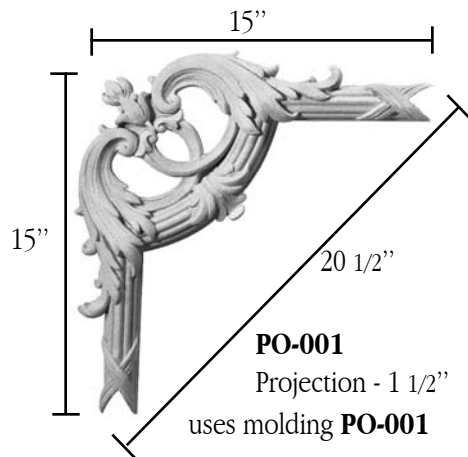
H. 4 1/2"  
W. 2 3/4"  
P. 3/8"

Scale - 1" = 1' - 0"

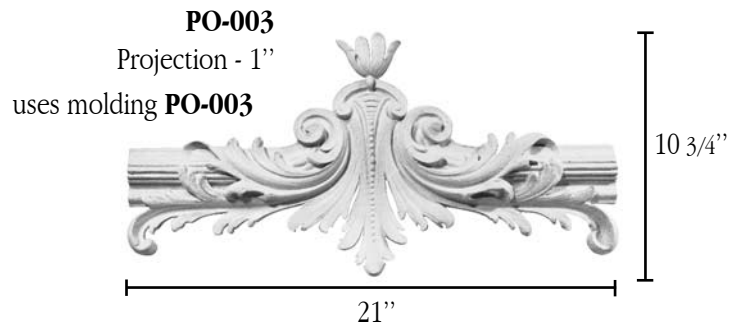
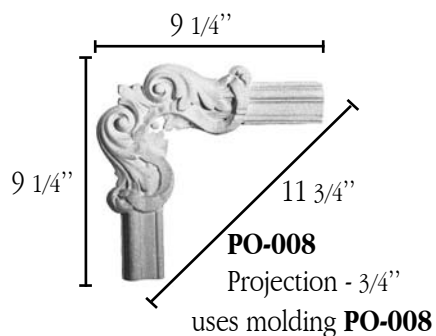
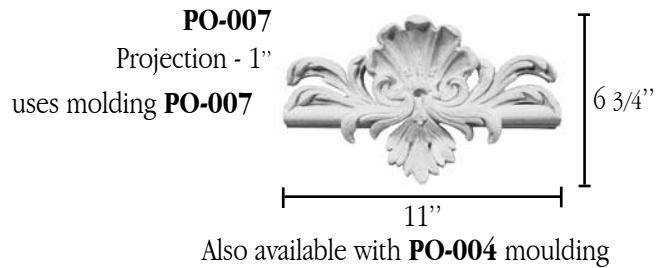
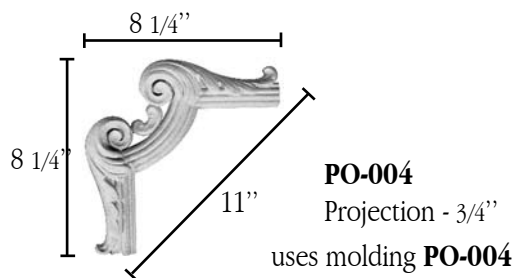
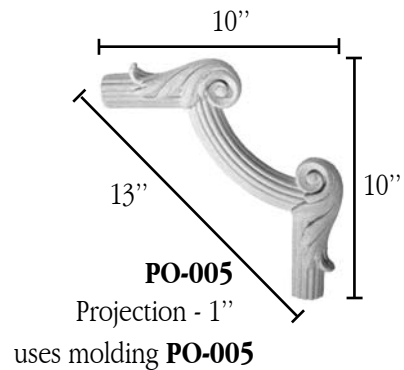
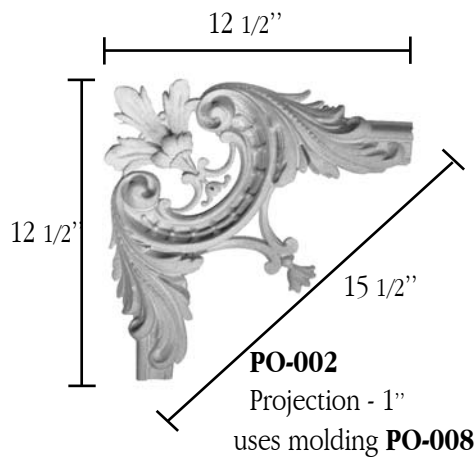
PO BOX 57, 1000 WEST WASHINGTON STREET  
NORRISTOWN, PENNSYLVANIA 19404

FAX: 610-275-6636 1-800-392-6896 WEB: www.felber.net

# PANEL ORNAMENTS

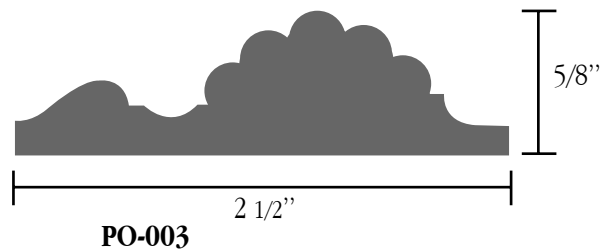
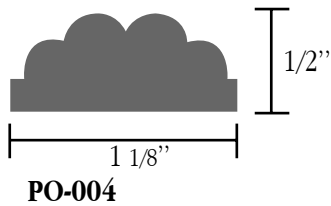
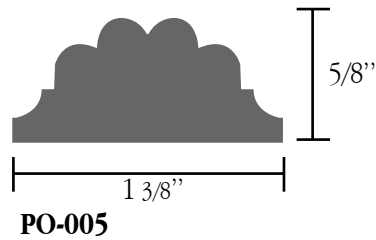
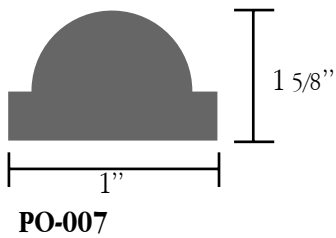
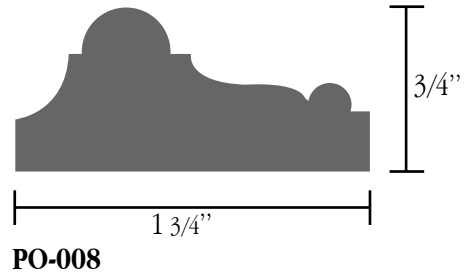
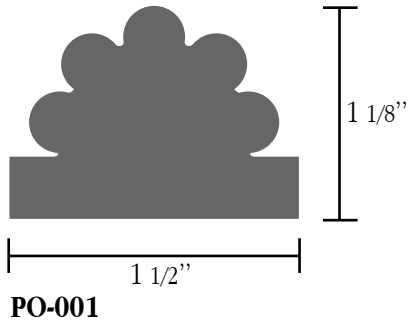


**Note:** For corresponding moldings: see next page




**Scale- 1 1/2" = 1' 0"**

# PANEL MOLDINGS



**Scale - Full size**

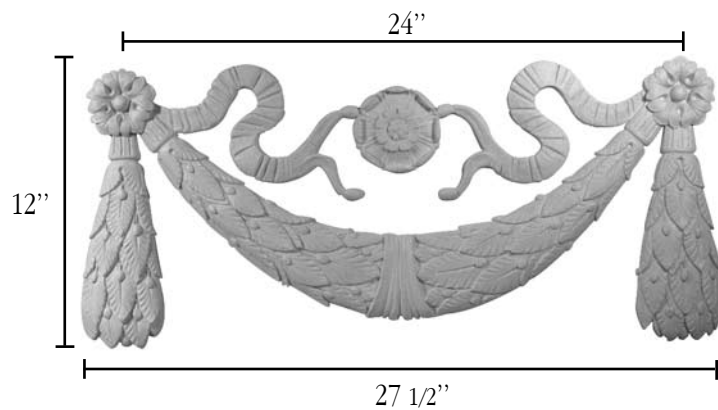


**Scale - 1 1/2" = 1'-0"**

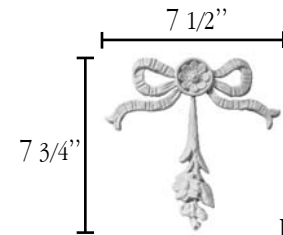
PO BOX 57, 1000 WEST WASHINGTON STREET  
NORRISTOWN, PENNSYLVANIA 19404  
FAX: 610-275-6636 1-800-392-6896 WEB: [www.felber.net](http://www.felber.net)



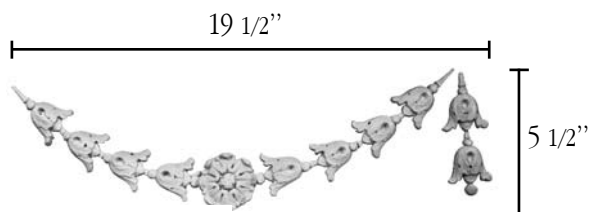
# GARLAND AND FREE ORNAMENTS



**GD-002**  
Projection - 3/4"

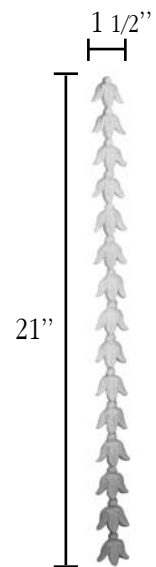
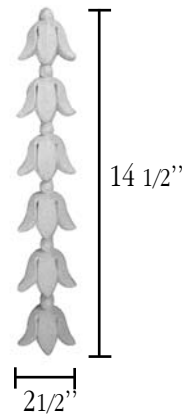


**RB-001**  
Projection - 1/2"

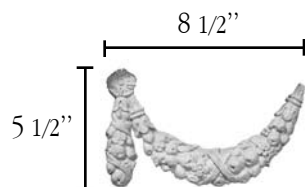


**GD-004**  
Projection - 1/2"

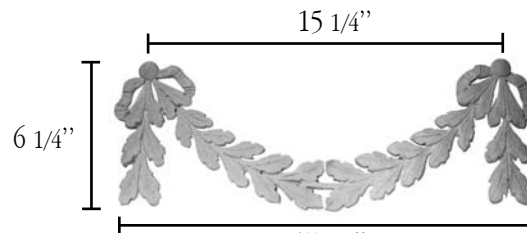
**GD-008**  
Projection - 5/8"



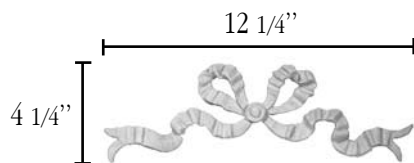
**GD-007**  
Projection - 1/4"



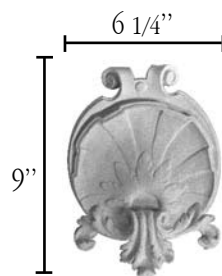
**GD-006**  
Projection - 5/8"



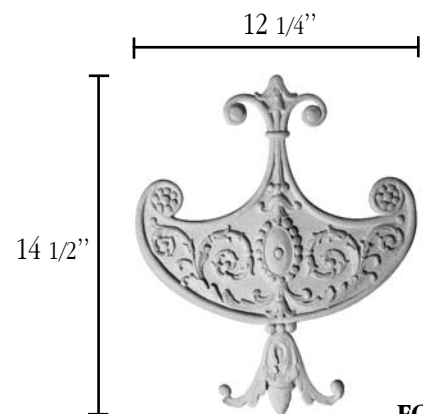
**GD-009**  
Projection - 1/4"



**RB-002**  
Projection - 5/8"



**FO-003**  
Projection - 5/8"



**FO-004**  
Projection - 3/8"

# KEYSTONES



**KS-001**

Top  
W. 6 1/4"  
P. 4"  
Bottom  
W. 4 1/2"  
P. 3"  
Height 8"



**KS-002**

Top  
W. 7"  
P. 2 1/2"  
Bottom  
W. 4 1/4"  
P. 1 1/4"  
Height 7 1/2"



**KS-007**

Top  
W. 5 3/4"  
P. 3 1/2"  
Bottom  
W. 4 1/2"  
P. 3"  
Height 5 3/8"



**KS-003**

Top  
W. 4 1/2"  
P. 1 3/4"  
Bottom  
W. 3"  
P. 3/4"  
Height 9"



**KS-004**

Top  
W. 9 5/8"  
P. 3 1/2"  
Bottom  
W. 6 5/8"  
P. 1 1/4"  
Height 14"



**KS-006**

Top  
W. 4 3/4"  
P. 2"  
Bottom  
W. 3 3/4"  
P. 2"  
Height 7 1/2"



**KS-008**

Top  
W. 6"  
P. 2 1/4"  
Bottom  
W. 4"  
P. 1 1/4"  
Height 5 3/4"



**KS-005**

Top  
W. 12 1/4"  
P. 5"  
Bottom  
W. 8 1/4"  
P. 2 1/2"  
Height 13 3/4"



**KS-009**

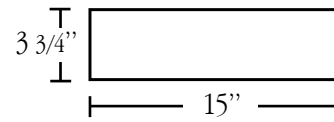

Top  
W. 6"  
P. 1 3/4"  
Bottom  
W. 4 1/2"  
P. 1"  
Height 8 1/2"  
or  
Height 9 5/8"

Scale - 1 1/2" = 1' -0"

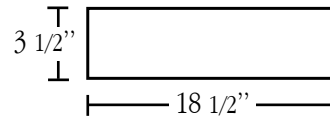

PO BOX 57, 1000 WEST WASHINGTON STREET  
NORRISTOWN, PENNSYLVANIA 19404

FAX: 610-275-6636 1-800-392-6896 WEB: [www.felber.net](http://www.felber.net)

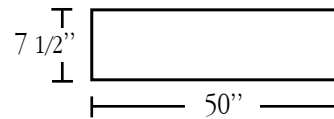
# FRIEZES & MOLDINGS



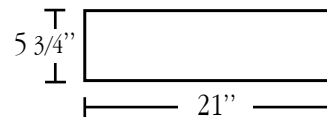
**MD-002**  
Projection 1/2"  
Rep 5 7/8"



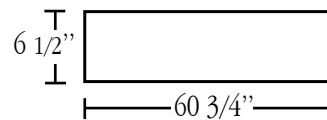
**MD-013**  
Projection 1/4"  
Rep 2 3/8"



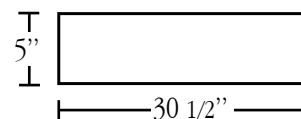

**MD-003**  
Projection 1 1/4"  
Rep 25"



**MD-004**  
Projection 1/4"  
Rep 10 1/2"



**MD-005**  
Projection 1/4"  
Rep 15 1/8"



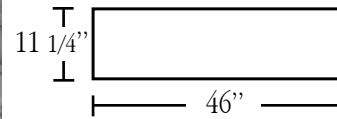

**MD-006**  
Projection 1"  
Rep 6 1/8"

Scale - 3" = 1' - 0"

PO BOX 57, 1000 WEST WASHINGTON STREET  
NORRISTOWN, PENNSYLVANIA 19404

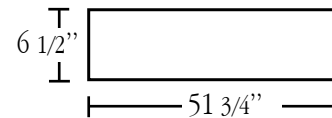

FAX: 610-275-6636 1-800-392-6896 WEB: [www.felber.net](http://www.felber.net)

# FRIEZES & MOLDINGS

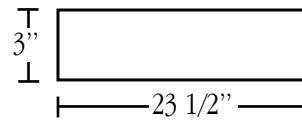


**MD-007**  
Projection 5/8"  
Rep 3 3/4"

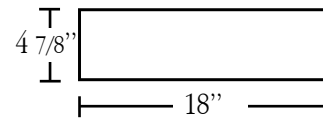
Scale - 1 1/2" = 1' - 0"



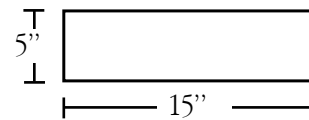
**MD-008**  
Projection 1"  
Rep 17 1/8"



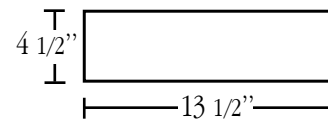
**MD-009**  
Projection 3/8"  
Rep 1"



**MD-010**  
Projection 1/2"  
Rep 18"



**MD-011**  
Projection 1/2"  
Rep 7 1/2"



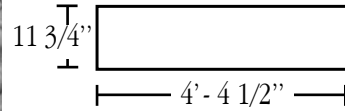
**MD-012**  
Projection 3/8"  
Rep 13 1/2"

Scale - 3" = 1' - 0"

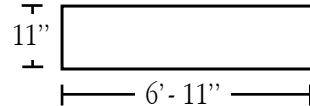
PO BOX 57, 1000 WEST WASHINGTON STREET  
NORRISTOWN, PENNSYLVANIA 19404

FAX: 610-275-6636 1-800-392-6896 WEB: www.felber.net

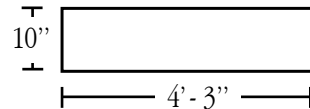
# FRIEZES & MOLDINGS



**FR-001**  
Projection 3/4"  
Repeat 4' - 4 1/2"

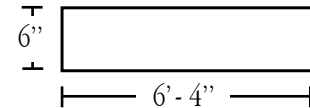


**FR-002**  
Projection 1 3/8"  
Repeat 13 3/4"

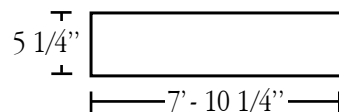


**FR-003**  
Projection 3/4"  
Repeat 17"

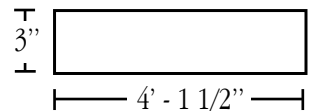
**Scale- 1" = 1' - 0"**



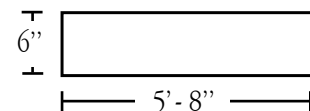
**FR-005**  
Projection 3/4"  
Repeat 7 3/4"



**FR-006**  
Projection 1/2"  
Repeat 4 1/2"



**MD-014**  
Projection 1 5/8"  
Repeat 2"



**MD-015**  
Projection 1"  
Repeat 5/8"

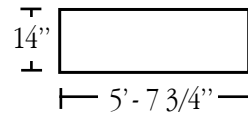
**Scale- 1 1/2" = 1' - 0"**

PO BOX 57, 1000 WEST WASHINGTON STREET  
NORRISTOWN, PENNSYLVANIA 19404

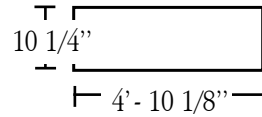
FAX: 610-275-6636 1-800-392-6896 WEB: [www.felber.net](http://www.felber.net)



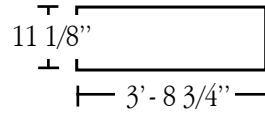
# FRIEZES & MOLDINGS



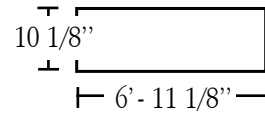
**MD -032**  
Projection 7/8"  
Repeat 13 5/8"



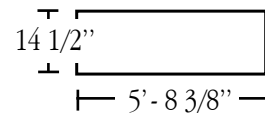
**MD -033**  
Projection 7/8"  
Repeat 14 1/2"



**MD -022**  
Projection 2 1/2"  
Repeat 15 3/4"

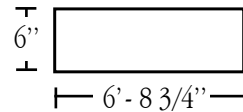


**CR -054**  
Projection 2 1/4"  
Repeat 3 1/2"

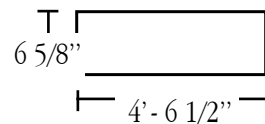


**MD -035**  
Projection 1"  
(Relief)

Scale - 3/4" = 1' - 0"

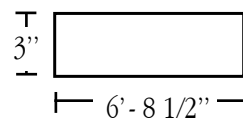


**MD -027**  
Projection 1 3/4"  
Repeat 14 5/8"



**MD -034**  
Projection 5/8"  
Repeat 9"

Scale - 1 1/2" = 1' - 0"



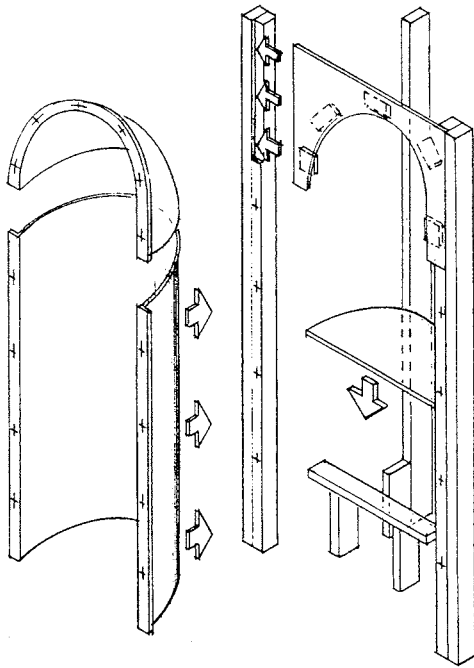
**MD -021-A**  
Projection 3"  
Repeat 1 3/4"

Scale - 3" = 1' - 0"

PO BOX 57, 1000 WEST WASHINGTON STREET  
NORRISTOWN, PENNSYLVANIA 19404

FAX: 610-275-6636 1-800-392-6896 WEB: [www.felber.net](http://www.felber.net)

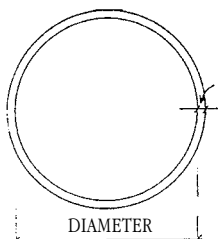
# Niche Cap Installation



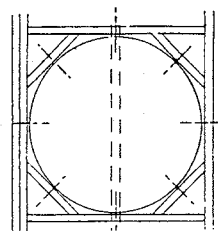
1. Using typical wall framing (sized to niche cap and niche back dimensions) frame as per drawing. Use niche cap to scribe plywood header.
2. Drill for screws using flush head bit where there is purchase at spots marked "x" on drawing.
3. Attach blocking as indicated, install niche back then niche cap.
4. Apply casing and rosettes or other trim.
5. Fill screw holes and joints with non-shrink spackle, or #1 plaster, keeping material wet. Sand smooth.

# Dome Installation

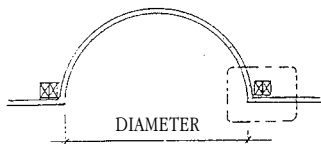
**Note:** Whenever structural framing is to be cut or removed the work should be done by a qualified contractor under the supervision and advice of an architect or engineer. The following information is to be used as a guide only. Some domes may require specifically designed framing.



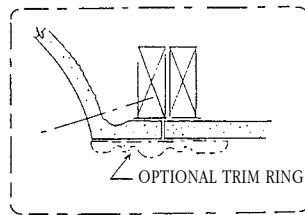
**REFLECTED PLAN**



**FRAMING PLAN**



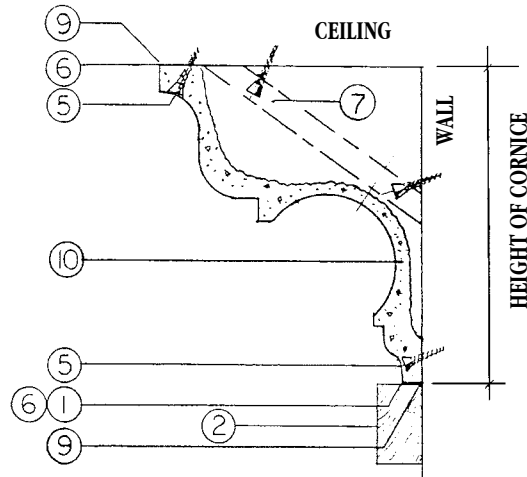
**SECTION**



**DETAIL**

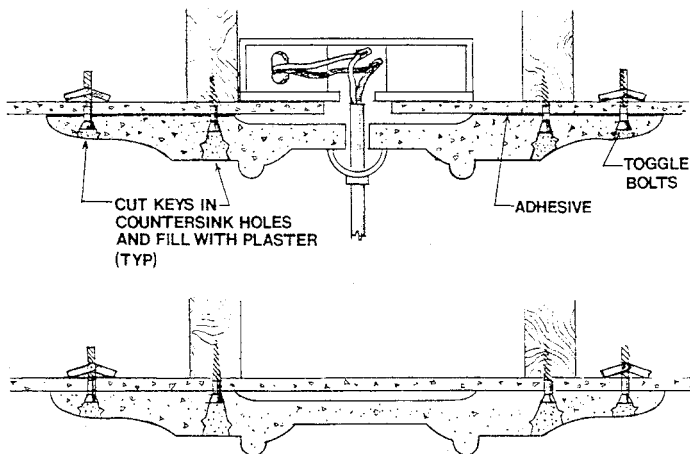
1. Mark dome location on ceiling-scribe diameter of dome onto ceiling and cut through wallboard on ceiling.
2. When cutting a rough opening in a standard wall board ceiling, remove necessary number of joists depending on spacing and size of dome to be installed.
3. For needed additional support, double up joists on either side of dome and above dome for the electrical box. (If no box, use this as an attachment point.) Also, insert framework perpendicular to the ceiling joists to box out the dome area - continue to frame out the dome area by inserting small mitered corner fills on the inside of all four corners creating an octagonal shape, this will establish eight attachment points.
4. Predrill and countersink casting at all attachment points.
5. Raise dome into opening with outer edge of dome flush against ceiling and screw into framing.
6. Fill joints and screw holes with non-shrink spackle; or plaster, allow to dry, smooth and finish.

# Cornice Installation



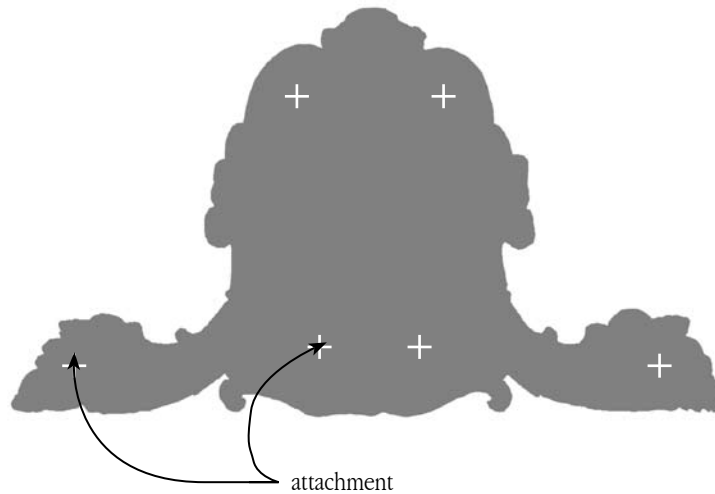
1. Using the height of the cornice, establish a horizontal reference line on wall for bottom of cornice.
2. Mark reference line at perimeter of room and tack a wood strip at this elevation. (Remove when complete)
3. Using an outside corner as a starting point, (start with inside corner if job does not require any outside corners) miter one end of casting.
4. Locate studs and mark stud locations on wall and castings.
5. Predrill and countersink casting at marked locations.
6. Apply construction adhesive to contact points of cornice to wall and ceiling.
7. Rest Cornice on wood strip and (using galvanized screws) screw cornice to studs. Optional Method of attachment: Fasten wood blocking to ceiling & wall and attach casting to wood blocking.
8. Fill joints and screw holes with plaster: allow to dry and sand smooth.
9. Fill open seams with paintable caulk where cornice meets wall and ceiling.
10. Prime and paint.

# Ceiling Medallion Installation



1. Locate ceiling framing and mark attachment locations on casting.
2. Pre-drill and countersink at attachment points.
3. Apply construction adhesive to casting and brace in place while screw attaching casting to structural framing.
4. Fill screw holes with plaster, allow to dry and sand smooth.
5. Fill irregularities along ceiling with paintable caulk.
6. Prime and paint.

# Cartouche Installation



**Cartouche No. 7750**

1. Locate cartouche on wall.
2. Level cartouche and mark location.
3. Drill and countersink a sufficient number of holes in cartouche and if necessary locate anchors in wall to coincide with them.
4. Remove cartouche and apply construction adhesive on rear flange around entire perimeter.
5. Attach cartouche to wall with galvanized screws or lag bolts.
6. Caulk entire perimeter of cartouche.
7. Fill screw holes with glazing compound.
8. Prime and paint with good quality exterior latex paint.

## General Information

### **Indoor Castings / Painting:**

Castings made for indoor use are generally made of reinforced gypsum (plaster). Gypsum is not a weatherproof material unless specially treated. Standard priming and painting procedures should be used for finishing. Use a good grade latex or oil base paint. We do not recommend a high gloss finish. Prior to painting, make sure pieces are thoroughly dry.

### **Outdoor Castings:**

Castings made for outdoor use are made with a specially formulated mixture called "polymer modified gypsum". These castings can be used outdoors but must still be sealed and painted with exterior paint and caulked to prevent water intrusion. We recommend two coats of an oil base paint.

# Wholesale Price List

\*\*\* PRICES ARE PER LINEAR FOOT \*\*\*

## CORNICES

R169A = 12.40	6228 = 9.70	6509 = 9.25	CR007 = 9.25	CR036 = 24.00
241 = 21.20	6235 = 9.45	10134 = 8.70	CR008 = 17.90	CR041 = 21.60
F247 = 16.10	6235M = 9.65	CR001 = 15.25	CR009 = 9.25	CR042 = 18.30
R287 = 12.95	S6241 = 9.65	CR002 = 9.40	CR010 = 12.65	CR054 = 12.20
S6202 = 9.70	S6250 = 8.55	CR003 = 12.75	CR024 = 11.00	CR055 = 19.60
6206 = 15.70	S6254 = 9.35	CR004 = 9.50	CR032 = 14.20	CR056 = 10.20
6210 = 9.25	F6400 = 12.10	CR005 = 11.50	CR033 = 23.00	CR059 = 25.80
6212A = 11.00	6505 = 15.70	CR006 = 8.70	CR034 = 14.20	

## CEILING MEDALLIONS

8710 = 97.00	8816 = 248.00	8844 = 107.00	CM002 = 105.00	CM013 = 65.00	CM022 = 198.00	CM036 = 120.00
8712 = 63.00	8817 = 204.00	8848 = 235.00	CM003 = 72.00	CM014 = 97.00	CM023 = 310.00	CM037 = 45.00
8715 = 61.00	8822 = 198.00	8849 = 145.00	CM004 = 43.00	CM015 =	CM024 = 97.00	CM038 = 85.00
8731 = 97.00	8828 = 198.00	8862 = 132.00	CM005 = 175.00	CM016 = 115.00	CM025 = 140.00	
8731A = 94.00	8833 = 94.00	8862B = 99.00	CM006 = 105.00	CM017 = 43.00	CM028 = 325.00	
8801 = 94.00	8836 = 132.00	8865 = 550.00	CM007 = 214.00	CM018 = 109.00	CM029 = 48.00	
8802 = 97.00	8837 = 97.00	8867 = 99.00	CM008 = 65.00	CM019 = 195.00	CM030 = 210.00	
8803 = 224.00	8839 = 105.00	8868 = 248.00	CM009 = 235.00	CM01945 = 210.00	CM031 = 180.00	
8811 = 132.00	8840 = 105.00	8871 = 625.00	CM010 = 60.00	CM01935 = 180.00	CM033 = 255.00	
8814 = 218.00	8841 = 107.00	F8942 = 102.00	CM011 = 70.00	CM020 = 145.00	CM034 = 255.00	
8815 = 325.00	8842 = 110.00	CM001 = 425.00	CM012 = 104.00	CM021 = 97.00	CM035 = 220.80	

## ROSETTES

R001 =	R012 = 5.50	R023 = 5.00	R034 = 3.00	R045 = 6.00	R056 =	
R002 = 4.00	R013 = 5.00	R024 = 6.00	R035 = 4.00	R046 = 6.50	R057 =	
R003 = 2.50	R014 = 6.00	R025 = 5.00	R036 = 4.50	R047 = 9.00	R058 = 4.75	
R004 =	2.50R015 =	R026 =	4.50R037 =	4.00R048 =	7.00R059 =	3.00
R005 = 2.00	R016 = 5.50	R027 = 4.00	R038 = 4.50	R049 = 6.50	R060 = 2.00	
R006 = 3.00	R017 = 5.50	R028 = 2.00	R039 = 6.00	R050 = 6.00	R061 = 2.00	
R007 = 6.25	R018 = 6.00	R029 =	R040 = 5.50	R051 = 6.00	R062 = 2.00	
R008 =	R019 =	R030 =	R041 = 6.25	R052 =	R063 =	
R009 = 4.00	R020 = 4.75	R031 = 2.00	R042 = 6.00	R053 =	R064 = 12.00	
R010 = 4.75	R021 = 5.50	R032 = 2.00	R043 = 6.50	R054 = 4.75		
R011 =	R022 = 5.00	R033 = 3.00	R044 = 14.00	R055 = 5.00		

## PILASTER CAPITALS

0210 = 106.00	449A = 40.00	F486A = 78.00	PC002 = 62.00	PC007 = 55.00	PC012 = 89.00	PC017 = 82.00
406A = 43.00	451A = 45.00	F487A = 47.00	PC003 = 39.00	PC008 = 50.00	PC013 = 78.00	PC018 = 76.00
408A = 40.00	457A = 34.00	F488A = 95.00	PC004 = 44.00	PC009 = 62.00	PC014 = 111.00	PC019 = 50.00
431 = 43.00	458A = 40.00	F489A = 99.00	PC005 = 50.00	PC010 = 80.00	PC015 = 84.00	PC020 = 132.00
431B = 64.00	F485A = 62.00	PC001 = 80.00	PC006 = 30.00	PC011 = 82.00	PC016 = 82.00	

## BRACKETS & CORBELS

623 = 45.00	F754A = 73.00	10128 = 116.00	BR004 =	BR07A = 168.00	BR011 = 73.00	BR015 = 165.00
625 = 111.00	1003 = 105.00	BR001 = 165.00	BR005 = 180.00	BR008 = 108.00	BR012 = 145.00	BR016 =
633 = 67.00	1060 = 106.00	BR002 = 165.00	BR006 = 85.00	BR009 = 195.00	BR013 = 175.00	BR017 =
F753A = 84.00	F1088 = 51.00	BR003 = 165.00	BR007 = 145.00	BR010 =	BR014 = 66.00	BR018 = 44.00

## CARTOUCHES, PLAQUES & SCULPTURE

A-48 = 57.00	7734 = 162.00	8101 = 153.00	10434 = 40.00	F10675 = 84.00	CT003 = 295.00
7716 = 325.00	7746 = 175.00	8182A = 39.00	10436 = 77.00	10727 = 182.00	
7720 = 255.00	7749A = 255.00	9311 = 40.00	10666 = 75.00	CT001 =	
7722 = 255.00	7750 = 275.00	9321 = 44.00	10667 = 75.00	CT002 = 265.00	
7723 = 125.00	8010 = 69.00	9322 = 74.00	10666/10667 = 140.00/PAIR		

## THE FLORENTINE ART PLASTER COLLECTION

1391 = 177.00	1401 = 80.00	1521 = 62.00	1564 = 174.00
1400 = 80.00	1400 & 1401 PER PAIR = 150.00	1531 = 187.00	

## NICHE CAPS/BACKS(B)/UNITS(U)

7800 = 132.00	7806 = 180.00	7822 = 105.00	NC003 = 204.00	NC007 = 163.00	SN003U = 225.00	SN007U = 170.00
7800B = 110.00	7814 = 154.00	7822B = 100.00	NC003B = 120.00	NC008 = 183.00	SN004C = 110.00	SN008C = 120.00
7801 = 127.00	7815 = 108.00	7823 = 131.00	NC004 = 170.00	NC009 = 192.00	SN004U = 180.00	SN008U = 205.00
7801B = 110.00	7815B = 110.00	7823B = 100.00	NC004B = 115.00	SN001C = 130.00	SN005C = 125.00	SN009 = 85.00
7804 = 174.00	7817 = 138.00	10100 = 106.00	NC005 = 165.00	SN001U = 215.00	SN005U = 200.00	7808 = 280.00
7804B = 120.00	7817B = 100.00	NC001 = 215.00	NC005B = 110.00	SN002C = 130.00	SN006C = 115.00	7808B = 135.00
7805 = 195.00	7821 = 158.00	NC002 = 174.00	NC006 = 140.00	SN002U = 225.00	SN006U = 190.00	
7805B = 115.00	7821B = 105.00	NC002B = 115.00	NC006B = 115.00	SN003C = 140.00	SN007C = 105.00	

PO BOX 57, 1000 WEST WASHINGTON STREET  
NORRISTOWN, PENNSYLVANIA 19404

FAX: 610-275-6636 1-800-392-6896 WEB: www.felber.net



# Wholesale Price List

## NICHE ACCESSORIES \*\*\* ROSETTE PRICES ARE PER PIECE & MOULDING PRICES ARE PER LINEAR FOOT \*\*\*

RBL01 = 27.00 RBL03 = 20.00 RM001 = 6.00 RM003 = 5.50 RM005 = 5.00  
RBL02 = 22.00 RBL04 = 17.00 RM002 = 6.00 RM004 = 5.50 RM006 = 5.00

NOTE: SET UP CHARGE FOR RADIUS MOULDING = 65.00

PER LF PLUS

### DOMES - Round (D) or Elliptical (ED) & Coffers (SC)

D040 2' 0"dia x 11"ht = 245.00	D025 5' 0"dia x 1' 0"ht = 542.00	D020 6' 10"dia x 8"ht = 820.00	RM007 = 6.00
D041 2' 0"dia x 10"ht = 245.00	D021 5' 3"dia x 1' 0"ht = 640.00	D003 6' 10"dia x 1' 6"ht = 846.00	RM008 = 6.00
D024 2' 6"dia x 8"ht = 260.00	D006 5' 4"dia x 1' 0"ht = 650.00	D031 7' 6"dia x 10"ht = 840.00	RM009 = 7.00
D023 2' 6"dia x 11"ht = 280.00	D022 5' 6"dia x 6"ht = 655.00	D028 7' 6"dia x 3' 0"ht = 1025.00	RM010 = 5.50
D010 3' 0"dia x 8"ht = 324.00	D029 5' 6"dia x 2' 6"ht = 765.00	D038 8' 0"dia x 6"ht = 920.00	RM011 = 5.50
D012 3'0"dia x 1' 0"ht = 330.00	D027 5' 8"dia x 1' 0"ht = 670.00	D019 8' 0"dia x 11"ht = 980.00	
D013 3'0"dia x 1' 3"ht = 337.00	D036 6' 0"dia x 8"ht = 635.00	D001 8' 0"dia x 1' 6"ht = 1015.00	LT001 = 28.00
D011 3' 5"dia x 9"ht = 350.00	D033 6' 0"dia x 10"ht = 690.00	D002 8' 0"dia x 1' 6"ht = 1015.00	LT002 = 28.00
D016 4' 0"dia x 7"ht = 362.00	D017 6' 0"dia x 2' 0"ht = 810.00	D034 8' 0"dia x 1' 10"ht = 1055.00	LT003 = 28.00
D004 4' 4"dia x 10"ht = 370.00	D037 6' 4"dia x 2' 0"ht = 825.00	D008 8' 1"dia x 1' 4"ht = 990.00	
D005 4' 7"dia x 7"ht = 410.00	ED040 3'0" x 7' 4" x 10" = 440.00	D039 8' 5"dia x 2' 3"ht = 1130.00	
D035 5' 0"dia x 6"ht = 520.00	ED014 4'6" x 6' 8" x 10" = 530.00	D007 10' 0"dia x 2' 6"ht = 1275.00	
ED015 2 2" x 4' 1" x10" = 385.00	ED009 6'1" x 8' 1" x 16" = 790.00	D030 11' 6"dia x 2' 3"ht = 1420.00	
ED017 2'6" x 4' 6" x 8"=410.00ED016	6'8" x 10' 2" x 16" = 920.00D032 13' 8"dia x 2' 0"ht = 1740.00	D026 18' 0"dia x 3' 5"ht = 1960.00	
S.C. 3' 6" x 10" = 336.00			

**CALL or WRITE for quotation on custom - dome sizes, trim rings and/or light troughs.**

### PERIOD CEILINGS

CHA = 150.00	CC001 = 128.00	CC004 = 44.00	CF001 = 58.00	CF002 = 71.00
CHB = 65.00	CC002 = 52.00	CC005 = 47.00	CF001B = 12.00	CF002B = 15.00
CHC = 2.50	CC003 = 18.00			
CHD = 12.50				

### CEILING/PANEL ORNAMENTS

90 degree ornaments	Moulding/Lf	90 degree ornaments	Moulding/LF	180 degree ornaments	Moulding/LF
PO001 = 40.00 ea	5.00	PO005 = 30.00 ea	5.00	PO003 = 45.00 ea	6.50
PO002 = 45.00 ea	5.00	PO008 = 35.00 ea	5.00	PO006 = 40.00 ea	5.00
PO004 = 30.00 ea	5.00	PO009 = 45.00 ea	6.50	PO007 = 40.00 ea	5.00

### GARLAND & FREE ORNAMENTS

FO001 = 27.00	FO004 = 27.00	GD002 = 45.00	GD005 = 25.00	GD008 = 15.00	RB001 = 8.00
FO002 = 3.00	FO005 = 125.00	GD003 =	GD006 = 9.00	GD009 = 25.00	RB002 = 8.00
FO003 = 25.00	GD001 = 21.00	GD004 = 21.00	GD007 = 21.00		SP001 = 54.00

### KEYSTONES

KS001 = 50.00	KS003 = 40.00	KS005 = 89.00	KS007 = 35.00	KS009 = 50.00
KS002 = 40.00	KS004 = 89.00	KS006 = 35.00	KS008 = 35.00	

### FRIEZES & MOULDINGS \*\*\* PRICES ARE PER LINEAR FOOT \*\*\*

FR001 = 9.95	FR005 = 8.00	MD001 = 6.50	MD006 = 5.75	MD011 = 5.50	MD021A = 6.50	MD034 = 8.50
FR002 = 9.50	FR006 = 7.50	MD002 = 5.00	MD007 = 10.25	MD012 = 5.00	MD022 = 9.75	MD035 = 10.75
FR003 = 9.50		MD003 = 8.25	MD008 = 8.00	MD013 = 5.00	MD027 = 8.50	
FR004 =		MD004 = 6.25	MD009 = 5.00	MD014 = 5.00	MD032 = 10.50	
		MD005 = 6.50	MD010 = 6.00	MD015 = 8.00	MD033 = 9.00	

**NOTE: CERTAIN ITEMS MAY BE AVAILABLE IN EXTERIOR GRADE  
PLEASE NOTE TERMS AND CONDITIONS**

## Custom Run Moldings



Run moldings are moldings without cast enrichments (leaves, egg and dart, etc.). We can provide any shape and any quantity. All that is required is an accurate tracing of the profile desired or a small section sent to us. Run moldings can often be made without the expense of a rubber mold.

PO BOX 57, 1000 WEST WASHINGTON STREET  
NORRISTOWN, PENNSYLVANIA 19404  
FAX: 610-275-6636 1-800-392-6896 WEB: www.felber.net

# Custom Mantles



We have made many custom mantles over the past few years in various sizes and styles. Whenever possible, we use elements such as cornices, brackets, and friezes from our collection to reduce costs. Simply send us a photo or drawing with dimensions and we will be happy to quote you.

## Terms and Conditions

### Effective September 1, 2001

- Material:** All prices are for ornaments cast in plaster for interior applications. Prices for cornice are based on a minimum quantity of 40 LF.
- Prices:** All prices are F.O.B. our shop in Norristown, Pa. No sales tax included in catalog prices. Prices are subject to change without notice. Items may be discontinued without notice.
- Terms:** Orders less than \$500.00 - submit payment in full with order. 50 percent on all other orders submitted with order. Balance due prior to shipping. Credit terms available with satisfactory references may be considered.
- Crating:** Charge is typically 15 percent of total order.
- Shipping:** U.P.S or best Common Carrier collect.
- Returns:** Catalog and Custom items are made to order and are not returnable. Please be sure you have checked the size and dimensions of the pieces you are ordering.
- Damage claims:** Felber Ornamental Plastering Corp. is not responsible for loss or damage in transit. Claims for damage will be filed by Felber against carrier. Make complete overall examination of shipment before and after unpacking units. With common carrier deliveries, mark bill of lading "contents not inspected" before signing.
- If package(s)/crate(s) is damaged, call Felber immediately and have carrier note the damage on the delivery ticket.
- If damage is noted, do not unpack units completely until inspected by carrier. Please do not dispose of any damaged units or packing material. Any damage or missing items must be noted on carrier's delivery ticket.
- Note:** Felber Ornamental Plastering Corp. reserves the right to make changes in all prices and specifications contained in this catalog and to discontinue models without notice.

\*\*\*\*\*

**WE NOW ACCEPT MASTERCARD OR VISA**

\*\*\*\*\*

PO BOX 57, 1000 WEST WASHINGTON STREET  
NORRISTOWN, PENNSYLVANIA 19404  
FAX: 610-275-6636 1-800-392-6896 WEB: [www.felber.net](http://www.felber.net)